

SCOTT TOWNSHIP

Anthony J. Arnold
Township Supervisor
P.O. Box 137
Bondville, IL 61815
(217) 863-2622

Shirley Berbaum
Township Clerk
476 County Road, 1700 N
Champaign, IL 61822
(217) 863-2003

September 13, 2006

FILED

SEP 20 2006


Mark Sheldon
CHAMPAIGN COUNTY CLERK

To: Mark Sheldon

From: Anthony J. Arnold, Scott Township Supervisor

RE: AFR 2006

Enclosed you will find Scott Township's 2006 AFR, Legal Notice of Annual Treasurer's Report compiled of Scott Township General, General Assistance, Road District and Bond Funds, the Highway Commissioner's Report and Certificate of Publication in the Mahomet Citizen. We are also sending Certificate of Auditing Committee.



FY 2006 Annual Financial Report FILED

Multi-Purpose Long Form

SEP 20 2006

CC Copy - 8/7/2006 1:16:58PM

Mark Sheldon
CHAMPAIGN COUNTY CLERK

Unit Name: Scott Township

County: CHAMPAIGN

Unit Code: 010/240/01

I attest that, to the best of my knowledge, this report represents a complete and accurate statement of the financial position of Scott Township as of the end of this fiscal year.

Anthony J. Arnold 8/17/06
Date

Written signature of government official
Anthony J. Arnold, Supervisor
Please Sign

PLEASE CROSS OUT ALL INCORRECT INFORMATION AND PROVIDE CORRECTIONS

STEP 1: ENTER CONTACT INFORMATION

Is the following information correct and complete? Yes No

A. Contact Person (elected or appointed official responsible for filling out this form):		B. Chief Executive Officer (elected or appointed official responsible for the executive administration, i.e. mayor, supervisor, or chairman):		C. Chief Financial Officer (elected or appointed official responsible for maintaining the government's financial records):	
Anthony J.	Arnold	Anthony J.	Arnold	Anthony J.	Arnold
Supervisor		Supervisor		Supervisor	
PO Box 137		PO Box 137		PO Box 137	
Bondville		Bondville		Bondville	
IL		IL		IL	
61815		61815		61815	
Phone:		Phone:		Phone:	
Fax:		Fax:		Fax:	
E-mail:		E-mail:		E-mail:	

If the Chief Executive Officer and the Chief Financial Officer are the same person as the Contact Person, please check this box and skip to Step 2. If not, please do not leave columns B and C blank.



STEP 2: VERIFY FISCAL YEAR END

FY END DATE: 03/31/2006

If the fiscal year end date, listed above, is incorrect, cross out the incorrect date and provide the correct date. Official documentation of this change must be sent to the Chicago office before the fiscal year end date is officially changed.

STEP 3: GASB 34, ACCOUNTING SYSTEM, DEBT, UTILITY, HOME RULE AND TIF

A. Has your government implemented GASB 34 in FY 2006 reporting or in previous reporting years? X Yes No

If Yes:

o Governments who have implemented GASB 34 and are using "other basis of accounting" (OCBOA) such as "Cash Basis" and "Modified Cash Basis" as their accounting system will now be able to select these types as their accounting system.

o Please fill out the Alternative Assets & Liabilities page, located on page F1(b)

B. Which type of accounting system does Scott Township use:

Cash - with no assets (Cash Basis) Modified Accrual/Accrual

X Cash - with assets (Modified Cash Basis) Combination (explain)

C. Does the government have debt this reporting fiscal year? X Yes No

D. If "Yes", indicate the type(s) of debt.

X G.O. Bonds Revenue Bonds

Alternate Revenue Bonds X Contractual Commitments

Other

E. Does Scott Township own a public utility company? Yes X No

F. Is Scott Township a home rule unit? Yes X No

G. Does Scott Township have a Tax Increment Finance (TIF) district? Yes X No

STEP 4: POPULATION, EAV AND EMPLOYEES

^What is the total population of Scott Township?		1,157
What is the total EAV of Scott Township?	\$	17,623,417
*How many full time employees are paid?		0
*How many part time employees are paid?		13
What is the total salary paid to all employees?	\$	35,774

^Or provide estimated population

*Do not include contractual employees.

STEPS 5 AND 6: COMPONENT UNITS AND APPROPRIATIONS

Provide the appropriation for the primary government listed in the first row of the table below.

In the remaining rows, provide the names of all component units along with their appropriations. Indicate if the component units are blended or discretely presented, its fiscal year end date and if the component unit was funded with governmental fund types or enterprise fund types. If the component units are already indicated, that data is based on forms submitted last year. If you have more component units than the rows provided below, please indicate them on an attachment.

If you need assistance with the terms indicated below, refer to the *Chart of Accounts and Definitions* and the *How to Fill Out An AFR* documents.

Name of Unit/Component <u>FUNDS SHOULD NOT BE LISTED HERE</u>	Appropriation	Type of Component Unit	FISCAL YEAR END	Enterprise Fund Type or Governmental Fund Type
Scott Township	\$136,923		03/31	
Road & Bridge	\$185,224	Blended	03/31	Governmental
Total Appropriations	\$322,147			

STEP 7: AUDITS

Provide CPA's information if Scott Township is required to submit an audit to the Office of the Comptroller.

Firm Name:	Daughetee & Parks, P.C.
CPA's first name:	Phyllis
CPA's last name:	Parks
CPA's Title:	Partner
Address:	2200A Kickapoo Dr.
City:	Danville
State:	IL
ZIP:	61832
Phone:	217-431-0200
Fax:	217-431-6173
Email:	
State Registration Number:	

STEP 8: OTHER GOVERNMENTS

Indicate any payments Scott Township made to other governments for services or programs (include programs performed on a reimbursement, cost-sharing basis or federal payroll taxes).

Intergovernmental agreements - indicate how much was paid	0
Federal government payroll taxes	3,487
All other intergovernmental payments	0

STEP 9: FUND LISTING & ACCOUNT GROUPS

A. List all funds and how much was spent in FY 2006 for each fund. Also, indicate the Fund Type (Fund Types are at the top of each column beginning on page F1). If any fund name appear below, the data is based on forms submitted last year. Please make all necessary corrections. If you have more fund names than the rows provided below, please indicate them on an attachment.

Fund Name	Expenditure	Fund Type	FY End
Bond Fund	20,453	Debt Service Fund	03/31
Building & Equipment Fund	4,264	Special Revenue Fund	03/31
General Assistance Fund	3,753	Special Revenue Fund	03/31
Joint Bridge Fund	13,390	Special Revenue Fund	03/31
Permanent Road Fund	32,162	Special Revenue Fund	03/31
Road & Bridge Fund	27,051	Special Revenue Fund	03/31
Road & Bridge Insurance Fund	4,258	Special Revenue Fund	03/31
Town Fund	57,406	General Fund	03/31
Total Expenditures	162,737		

B. Does Scott Township have assets or liabilities that should be recorded as a part of Account Groups? See Chart of Accounts and Definitions and the How to Fill Out An AFR documents for more information about Account Groups.

Yes No

Code	Enter all Amounts in Whole Numbers	Governmental Activity	Business-Like Activity	Fiduciary	Discretely Presented Component Units
Current Assets					
101t	Cash and Cash Equivalent	149,680	0	0	0
102t	Investments	0	0	0	0
115t	Receivables	0	0	0	0
109t	Inventories	0	0	0	0
112t	Other Assets (Explain)	0	0	0	0
Non-Current Assets					
116t	Capital Assets/Net of Accumulated Depreciation	1,523,435	0	0	0
117t	Other Capital Assets	0	0	0	0
120t	TOTAL ASSETS	1,673,115	0	0	0

Liabilities					
Code	Enter all Amounts in Whole Numbers	Governmental Activity	Business-Like Activity	Fiduciary	Discretely Presented Component Units
Current Liabilities					
122t	All Payables	0	0	0	0
132t	Deferred Revenues	0	0	0	0
128t	Other Liabilities (Explain)	0	0	0	0
Non-Current/Long-Term Liabilities					
129t	Due Within One Year	28,303	0	0	0
130t	Due Beyond One Year	118,485	0	0	0
131t	Other Non-Current/Long Term Liabilities	0	0	0	0
138t	TOTAL LIABILITIES	146,788	0	0	0

Net Assets					
Code	Enter all Amounts in Whole Numbers	Governmental Activity	Business-Like Activity	Fiduciary	Discretely Presented Component Units
143t	Investments in Capital Assets/Net of Related Debt	1,376,647	0	0	0
148t	Net Assets - Restricted	0	0	0	0
149t	Net Assets - Unrestricted	149,680	0	0	0
146t	TOTAL NET ASSETS	1,526,327	0	0	0
147t	TOTAL LIABILITIES & NET ASSETS	1,673,115	0	0	0

Code	Enter all Amounts in Whole Numbers	General	Special Revenue	Capital Projects	Debt Service	Enterprise	Internal Service	Fiduciary	Discretely Presented Component Units
Local Taxes									
201t	Property Tax	51,087	72,642	0	19,673	0	0	0	0
202t	Local Sales Tax	0	0	0	0	0	0	0	0
203t	Utilities Tax	0	0	0	0	0	0	0	0
203a	Electric Utilities	0	0	0	0	0	0	0	0
203b	Water Utilities	0	0	0	0	0	0	0	0
203c	Communications Utilities	0	0	0	0	0	0	0	0
203d	Other Utilities Tax (Explain)	0	0	0	0	0	0	0	0
204t	Other Taxes (Explain)	243	362	0	94	0	0	0	0
Intergovernmental Receipts & State or Federal Grants									
211t	State Income Tax	0	0	0	0	0	0	0	0
212t	State Sales Tax	0	0	0	0	0	0	0	0
213t	State Motor Fuel Tax	0	0	0	0	0	0	0	0
214t	State Replacement Tax	2,165	4,080	0	0	0	0	0	0
205t	State Gaming Tax(es)	0	0	0	0	0	0	0	0
215t	Other State Sources (Explain)	0	0	0	0	0	0	0	0
215a	General Support	0	0	0	0	0	0	0	0
215b	Public Welfare	0	0	0	0	0	0	0	0
215c	Health and/or Hospitals	0	0	0	0	0	0	0	0
215d	Streets and Highways	0	0	0	0	0	0	0	0
215e	Culture and Recreation	0	0	0	0	0	0	0	0
215f	Housing and Community Dev	0	0	0	0	0	0	0	0
215g	Water Supply System	0	0	0	0	0	0	0	0
215h	Electric/Gas Power System	0	0	0	0	0	0	0	0
215i	Mass Transit	0	0	0	0	0	0	0	0
215j	Other (Explain)	0	0	0	0	0	0	0	0
225t	Federal Sources	0	0	0	0	0	0	0	0
225a	General Support	0	0	0	0	0	0	0	0
225b	Public Welfare	0	0	0	0	0	0	0	0
225c	Health and/or Hospitals	0	0	0	0	0	0	0	0
225d	Streets and Highways	0	0	0	0	0	0	0	0
225e	Culture and Recreation	0	0	0	0	0	0	0	0
225f	Housing and Community Dev	0	0	0	0	0	0	0	0
225g	Water Supply System	0	0	0	0	0	0	0	0

Code	Enter all Amounts in Whole Numbers	General	Special Revenue	Capital Projects	Debt Service	Enterprise	Internal Service	Fiduciary	Discretely Presented Component Units
Intergovernmental Receipts & State or Federal Grants									
225h	Electric/Gas Power System	0	0	0	0	0	0	0	0
225i	Mass Transit	0	0	0	0	0	0	0	0
225j	Other (Explain)	0	0	0	0	0	0	0	0
226t	Other Intergovernmental (Explain)	0	0	0	0	0	0	0	0

Other Sources

231t	Licenses and Permits	0	0	0	0	0	0	0	0
233t	Fines and Forfeitures	0	942	0	0	0	0	0	0
234t	Charges for Services	0	0	0	0	0	0	0	0
234a	Water Utilities	0	0	0	0	0	0	0	0
234b	Gas Utilities	0	0	0	0	0	0	0	0
234c	Electric Utilities	0	0	0	0	0	0	0	0
234d	Transit Utilities	0	0	0	0	0	0	0	0
234e	Sewer Utilities	0	0	0	0	0	0	0	0
234f	Refuse and Disposal Charges	0	0	0	0	0	0	0	0
234g	Parking	0	0	0	0	0	0	0	0
234h	Housing	0	0	0	0	0	0	0	0
234i	Highway or Bridge Tolls	0	0	0	0	0	0	0	0
234j	Culture and Recreation	0	0	0	0	0	0	0	0
234k	Other (Explain)	0	0	0	0	0	0	0	0
235t	Interest	246	1,562	0	45	0	0	0	0
236t	Miscellaneous (Explain)	511	1,631	0	0	0	0	0	0
240t	Total Receipts and Revenue	54,252	81,219	0	19,812	0	0	0	0

Disbursements, Expenditures and Expenses

Code	Enter all Amounts in Whole Numbers	General	Special Revenue	Capital Projects	Debt Service	Enterprise	Internal Service	Fiduciary	Discretely Presented Component Units
	Report in Whole Numbers								
251t	General Government	57,406	7,024	0	50	0	0	0	0
251a	Financial Administration	0	0	0	0	0	0	0	0
251b	General Administrative Buildings	0	0	0	0	0	0	0	0
251c	Central Administration	57,406	7,024	0	50	0	0	0	0
251d	Other (Explain)	0	0	0	0	0	0	0	0
252t	Public Safety	0	0	0	0	0	0	0	0
252a	Police	0	0	0	0	0	0	0	0
252b	Fire	0	0	0	0	0	0	0	0
252c	Regulation - Building Inspection	0	0	0	0	0	0	0	0
252d	Other (Explain)	0	0	0	0	0	0	0	0
253t	Corrections	0	0	0	0	0	0	0	0
254t	Judiciary and Legal	0	0	0	0	0	0	0	0
255t	Transportation and Public Works	0	74,101	0	0	0	0	0	0
255a	Streets and Highways	0	74,101	0	0	0	0	0	0
255b	Airports	0	0	0	0	0	0	0	0
255c	Parking Meters	0	0	0	0	0	0	0	0
255d	Parking Facilities	0	0	0	0	0	0	0	0
255e	Other (Explain)	0	0	0	0	0	0	0	0
256t	Social Services	0	3,753	0	0	0	0	0	0
256a	Welfare	0	3,753	0	0	0	0	0	0
256b	Health (Other than hospitals)	0	0	0	0	0	0	0	0
256c	Hospital Operations	0	0	0	0	0	0	0	0
256d	Cemeteries	0	0	0	0	0	0	0	0
256e	Other (Explain)	0	0	0	0	0	0	0	0
257t	Culture and Recreation	0	0	0	0	0	0	0	0
257a	Library	0	0	0	0	0	0	0	0
257b	Parks	0	0	0	0	0	0	0	0
257c	Other (Explain)	0	0	0	0	0	0	0	0
258t	Housing	0	0	0	0	0	0	0	0
275t	Environment	0	0	0	0	0	0	0	0
275a	Sewage	0	0	0	0	0	0	0	0

Disbursements, Expenditures and Expenses

Code	Enter all Amounts in Whole Numbers	General	Special Revenue	Capital Projects	Debt Service	Enterprise	Internal Service	Fiduciary	Discretely Presented Component Units
Report in Whole Numbers									
275b	Solid Waste Management	0	0	0	0	0	0	0	0
275c	Other (Explain)	0	0	0	0	0	0	0	0
259t	Debt	0	0	0	20,403	0	0	0	0
259a	Interest	0	0	0	3,403	0	0	0	0
259b	Principal	0	0	0	17,000	0	0	0	0
271t	Public Utility Company	0	0	0	0	0	0	0	0
271a	Water	0	0	0	0	0	0	0	0
271b	Electric	0	0	0	0	0	0	0	0
271c	Transit	0	0	0	0	0	0	0	0
271d	Other (Explain)	0	0	0	0	0	0	0	0
272t	Depreciation	0	0	0	0	0	0	0	0
280t	Capital Outlay	0	0	0	0	0	0	0	0
260t	Other Expenditures (Explain)	0	0	0	0	0	0	0	0
270t	Total Expenditures/Expense	57,406	84,878	0	20,453	0	0	0	0

Code	Enter all Amounts in Whole Numbers	General	Special Revenue	Capital Projects	Debt Service	Enterprise	Internal Service	Fiduciary	Discretely Presented Component Units
Report in Whole Numbers									
301t	Excess of receipts/revenues over (under) expenditures/expenses (240t-270t)	-3,154	-3,659	0	-641	0	0	0	0
302t	Operating transfers in	0	0	0	0	0	0	0	0
303t	Operating transfers out	0	0	0	0	0	0	0	0
304t	Bond proceeds	0	0	0	0	0	0	0	0
305t	Other (Explain)	0	0	0	0	0	0	0	0
306t	Net increase(decrease) in fund balance (301t + 302t - 303t + 304t + 305t)	-3,154	-3,659	0	-641	0	0	0	0
307t	Previous year fund balance	26,863	125,942	0	4,328	0	0	0	0
308t	Other (Explain)	0	0	0	0	0	0	0	0
310t	Current Year Ending Fund Balance (306t + 307t + 308t)	23,709	122,283	0	3,687	0	0	0	0

* Debt Instruments for All Funds							Report in Whole Numbers		
Code	Outstanding Beginning of Year	Code	Issued Current Fiscal Year	Code	Retired Current Fiscal Year	Code	Outstanding End of Year		
400	71,000	406	0	412	17,000	418	54,000		
400a	0	406a	0	412a	0	418a	0		
400b	0	406b	0	412b	0	418b	0		
400c	0	406c	0	412c	0	418c	0		
400d	0	406d	0	412d	0	418d	0		
400e	71,000	406e	0	412e	17,000	418e	54,000		
401	0	407	0	413	0	419	0		
401a	0	407a	0	413a	0	419a	0		
401b	0	407b	0	413b	0	419b	0		
401c	0	407c	0	413c	0	419c	0		
401d	0	407d	0	413d	0	419d	0		
401e	0	407e	0	413e	0	419e	0		
402	0	408	0	414	0	420	0		
403	75,788	409	0	415	11,303	421	64,485		
404	0	410	0	416	0	422	0		
405	146,788	411	0	417	28,303	423	118,485		

Explanation or Comments:
 Gen TOIRMA Insurance Rebate and other Rebates
 Building Bond

Office of the Comptroller, Daniel W. Hynes
 FY 2006 AFR
 Multi-Purpose Form

* Scott Township Capital Outlay

		These are not funds		
Code	Function	Construction	Land, Structures, and Equipment	
601t	General Government	0	0	0
602t	Law Enforcement	0	0	0
603t	Corrections	0	0	0
604t	Fire	0	0	0
605t	Sewerage	0	0	0
606t	Sanitation and Wastewater	0	0	0
607t	Parks and Recreation	0	0	0
608t	Housing and Community Development	0	0	0
609t	Highways, Roads and Bridges	0	0	0
610t	Parking Facilities	0	0	0
611t	Welfare	0	0	0
612t	Hospital	0	0	0
613t	Water	0	0	0
614t	Nursing Homes	0	0	0
615t	Conservation and Natural Resources	0	0	0
616t	Libraries	0	0	0
617t	Other	0	0	0

*This page should only be filled out if you have spent funds for capital projects or development.

*The Capital outlay page is requested by the U.S. Census Bureau and is considered optional by the State Comptroller.

*If you complete this page you WILL NOT have to complete the Survey of Government Finances from the U.S. Census Bureau.

*If you do NOT complete this page the U.S. Census Bureau will contact you for further information.


CERTIFIED ESTIMATE OF REVENUES BY SOURCE

TOWNSHIP

The undersigned, Supervisor, Chief Fiscal Officer, of Scott Township, Champaign County, Illinois, does hereby certify that the estimate of revenues by source or anticipated to be received by said taxing district, is either set forth in said ordinance as "Revenues" or attached hereto by separate document, is a true statement of said estimate.

This certification is made and filed pursuant to the requirements of (35 ILCS 200/18050) and on behalf of Scott Township, Champaign County, Illinois. This certification must be filed within 30 days after the adoption of the Budget & Appropriation Ordinance.

Dated this 4th day of April, 2006


Supervisor - Chief Fiscal Officer

Filed this _____ day of _____, 200__

County Clerk

FILED
APR 06 2006
Mark S. Holden
CHAMPAIGN COUNTY CLERK

Scott Township General, General Assistance, Road District & Bond Funds
Fiscal Year Ending March 31, 2006

TOWNSHIP/GENERAL ASSISTANCE - REVENUE SUMMARY:

Property Taxes - 51,087.37, Mobile Home Tax - 243.57, Replacement Tax - 2,165.33, Interest Income - 735.26, TOIRMA Reimbursement - 453.60, Polling - 57.00, Blue Ridge Township - 300.00. TOTAL REVENUES: \$55,042.13*.

TOWNSHIP - COMPENSATION SUMMARY:

Range: Under \$5,000: Anthony Arnold, Shirley Berbaum, Bruce Nickell, John Litchfield, Ron Carper, Marc Shaw. Range: \$5000 - \$20,000: William Young, Jim Nibling. TOTAL COMPENSATION: \$30,477.54.

TOWNSHIP/GENERAL ASSISTANCE - EXPENDITURE SUMMARY:

Main Street - 8,754.42, IL Dept. of Revenue- 892.51, Shirley Berbaum- 700.00, News Gazette - 420.60, TOI - 215.08, TOIRMA - 3084.00, Farmer State Bank of Minier - 10,000.00, General Asst. Training - 130.00, Frazier Acres - 2,387.42, Ameren IP - 800.00, Daughtee & Parks - 1,961.00, Rogards 190.30, Brian Seban - 304.00, D & D Foods - 200.00, USPS - 113.00. All Other Disbursements Less Than (\$100.00)- 529.37. TOTAL VENDORS: \$30,681.70*.

ROAD DISTRICT - REVENUE SUMMARY:

Property Taxes - 72,642.03, Replacement Tax - 4,079.83, Interest Income - 1,072.24, Mobile Home Tax - 361.70, TOIRMA- 626.40, Fines - 942.44, Miscellaneous - 704.28. TOTAL REVENUES: \$80,428.92*.

ROAD DISTRICT - COMPENSATION SUMMARY:

Range: Under \$500.00 - Tina Young, Debbie Dillman, Scott Young. Range: \$1,000 - \$5000: Marc Isaac, Monte Isaac. TOTAL COMPENSATION: \$5,296.19.

ROAD DISTRICT - EXPENDITURE SUMMARY:

Toirma - 4,258.00, Area Garbage - 765.03, Verizon - 585.76, Ameren IP - 2,641.81, Sangamon Valley PWD - 271.35, Down River Trucking - 558.72, Material Service Corp - 2,590.89, Champaign Asphalt Co. - 11,026.16, Rahn Equipment Co. - 1,701.03, Illiana Construction - 15,155.32, Farm & Fleet - 1,066.04, Mid America Sand & Gravel - 3,812.09, Ashford Industries - 1,797.58, Steve Gilbert Trucking - 781.81, Sherman Small Engine Repair - 216.15, Menards - 534.47, Sloan Implements - 1,269.52, Apcon Corp. - 941.70, Hilliard Oil - 10,272.78, Mahomet Ace Hardware - 292.20, Main Street - 1,429.72, IL Dept. of Revenue - 190.22, First Farmers State Bank of Minier - 4,663.99, CC Treasurer - 100.00, Martin Equipment - 3,297.87, Mahomet Auto Supply - 574.44, Bushman Trucking - 168.75, Sammy Auto Electric - 275.00, Illini FS - 1,769.50, John Jordon - 108.00, Depke - 422.65, CC Highway Com. Assoc. - 160.00, Carquest - 307.53, IL Standard Parts - 628.20, CPI Supplies - 965.57. Other Disbursements Less Than (\$100)-228.43. TOTAL VENDORS: \$75,828.28*.

BOND FUND - REVENUE SUMMARY:

Property Taxes - 19,673.47, Interest Income - 45.47, Mobile Home Tax - 93.78. TOTAL REVENUES: \$19,812.72*.

BOND FUND - EXPENDITURE SUMMARY:

Bank Illinois- 20,453.00.

FILED


SEP 20 2006

Mark Sheldon
CHAMPAIGN COUNTY CLERK

Summary Statement of Condition

	GENERAL	SPECIAL REVENUE	DEBT SERVICE	CAPITAL PROJECT	ENTERPRISE
Beginning Fund Balance Retained Earnings	56,850.21	95,955.51	4,327.69		
Revenues	55,042.13	80,428.92	19,812.72		
Expenditures	61,159.24	81,124.47	20,453.00		
Other Financing Sources	-0-	-0-	-0-		
Uses					
Ending Fund Balance	50,733.10	95,259.96	3,687.41		

Subscribed and sworn to this 31st day of March, 2006


Anthony J. Arnold - Treasurer

* March 2006 Interest and/or Surcharges are not included in this fiscal year statement.

FILED

SEP 20 2006

Mark S. Sheldon
CHAMPAIGN COUNTY CLERK

CERTIFICATE OF AUDITING COMMITTEE

The Records and Accounts of the Bond, Building & Equipment, Road & Bridge, Permanent Road,
Joint Bridge, Town and General Assistance Fund of

Scott Township, Champaign County, Illinois

were audited, inspected and found to be: True and correct ^{at over} ~~books~~ records

[Signature]
(Member Auditing Committee)

[Signature]
(Member Auditing Committee)

[Signature]
(Member Auditing Committee)

DATE: 4 25, 2006

USE IN TOWNSHIPS WHICH DO NOT EXPEND MORE THAN \$200,000 DURING ANY FISCAL YEAR.

HIGHWAY COMMISSIONER'S ANNUAL REPORT

FUND

2006-2007

The amount of unpaid liabilities _____

The estimate of undetermined liabilities: _____

An inventory of all tools with a present value in excess of \$200, equipment and vehicles owned and state of repair of these tools, equipment, and vehicles.

Any additional matter concerning the roads.

The Highway Commissioner shall present this report to the Board of Trustees within 30 days before the Annual Town Meeting. This report is not required to be published in a newspaper. (605 ILCS 5/6-201.15)

Subscribed and sworn to this _____ day of _____ 2006

William K. Young
(Highway Commissioner)

DETERMINED OR ESTIMATED AMOUNT

LIST OF CREDITORS

First Farmers State Bank of Miner

64,485.69

