

ILLINOIS STATE BOARD OF EDUCATION

School Business and Support Services Division

100 North First Street

Springfield, Illinois 62777-0001

FILED

DEC 22 2006

Mark Sheldon
CHAMPAIGN COUNTY CLERK

Accounting Basis:

- Cash
- Accrual

July 1, 2006 - June 30, 2007

Submit budget (as adopted) on ISBE Form 50-36 to: www.isbe.net/sfms/budget/2007/budget.htm

District Name: Villa Grove CUSD
 District RCDT No: 11-021-3020-26
 County: Douglas

Budget of Villa Grove CUSD School District No. 302, County of Douglas,
 State of Illinois, for the Fiscal Year beginning July 1, 2006 and ending June 30, 2007

WHEREAS the Board of Education of Villa Grove CUSD School District No. 302,
 County of Douglas, State of Illinois, caused to be prepared in tentative form a budget, and the Secretary
 of this Board has made the same conveniently available to public inspection for at least thirty days prior to final action thereon;

AND WHEREAS a public hearing was held as to such budget on the 21 day of August, 20 06,
 notice of said hearing was given at least thirty days prior thereto as required by law, and all other legal requirements have been complied
 with;

NOW, THEREFORE, Be it resolved by the Board of Education of said district as follows:

Section 1: That the fiscal year of this School District be and the same hereby is fixed and declared to be



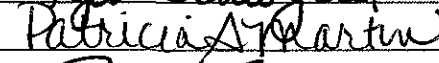
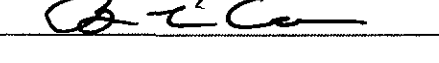

July 1, 2006 .. June 30, 2007

Section 2: That the following budget containing an estimate of amounts available in each Fund, separately, and expenditures from each be and the same is hereby adopted as the budget of this school district for said fiscal year.

ADOPTION OF BUDGET

The Budget shall be approved and signed below by Members of the School Board. Adopted this 27
 day of September, 20 06 by a roll call vote of _____ Yeas, and _____ Nays, to wit:

Note: The electronic version does not require member signatures.

MEMBERS VOTING YEA:	MEMBERS VOTING NAY:
	
	
	
	
	

* Based on the Illinois Program Accounting Manual for Local Education Agencies (LEAs) as required by Section 17-1 of the School Code. A certified copy of this document must be filed with the county clerk within 30 days of adoption as required by Section 18-50 of the Property Tax Code (35 ILCS 200/18-50).

Unbalanced Budget, however, a deficit reduction plan is not required at this time.

Original Budget
 Amended Budget

Date: _____
(MM/DD/YY)

[See page 23 for footnotes]

1. ESTIMATED FUND BALANCE July 1, 2006 ¹	Description	Acct #	(10) Educational	(20) Operations & Maintenance	(30) Bond & Interest	(40) Transportation	(50) Municipal Retirement/Social Security	(60) Site & Construction/Capital Improvement	(70) Working Cash	(80) Rent	(90) Fire Prevention & Safety
RECEIPTS/REVENUES											
2. LOCAL SOURCES		1000	1,519,923	333,000	289,873	130,300	310,000	0	43,000	0	28,000
3. FLOW THROUGH RECEIPTS/REVENUES FROM ONE FUND TO ANOTHER FUND		3000	28,000	0	0	0	0	0	0	0	0
4. STATE SOURCES		3000	2,531,018	0	0	128,000	0	0	0	0	0
5. FEDERAL SOURCES		4000	283,300	0	0	0	0	0	0	0	0
6. Total Direct Receipts/Revenues			4,358,841	333,000	289,873	258,300	310,000	0	43,000	0	28,000
7. Receipts/Revenues for "On Behalf of" Payments ²		3898	193,453								
8. Total Receipts/Revenues			4,552,294	333,000	289,873	258,300	310,000	0	43,000	0	28,000
DISBURSEMENTS/EXPENDITURES											
9. INSTRUCTION		1000	2,782,555				88,425				27,000
10. SUPPORT SERVICES		2000	1,230,588	424,318		302,810	176,825	0			
11. COMMUNITY SERVICES		3000	0	0	0	0	0	0			0
12. NON-PROGRAMMED CHARGES		4000	308,500	0	0	0	0	0			0
13. DEBT SERVICES		5000	0	0	255,273	0	0	0			0
14. PROVISION FOR CONTINGENCIES		6000	0	0	0	0	0	0			0
15. Total Direct Disbursements/Expenditures			4,319,821	424,318	255,273	302,810	285,050	0			27,000
16. Disbursements/Expenditures for "On Behalf of" Payments ²		4180	193,453	0	0	0	0	0			0
17. Total Disbursements/Expenditures			4,513,074	424,318	255,273	302,810	285,050	0			27,000
18. Excess of Direct Receipts/Revenues Over (Under) Direct Disbursements/Expenditures			39,220	(91,318)	3,401	(46,510)	44,950	0	43,000	0	1,000
OTHER FINANCING SOURCES (USES)											
OTHER FINANCING SOURCES (7000)											
TRANSFER FROM OTHER FUNDS (7100)											
18. Permanent Transfer from Working Cash Fund - Abatement (Section 20-5)		7110									
20. Permanent Transfer from Working Cash Fund - Interest (Section 20-5)		7120									
21. Permanent Transfer (Section 17-2A)		7130									
22. Permanent Transfer of Interest (Section 10-22.4)		7140	8,500						(8,500)		
23. Permanent Transfer from Site and Construction/Capital Improvement Fund (Section 10-22.14)		7150									
24. Perm. Transfer of Excess Accumulated Fire Prev. & Safety Tax Proceeds & Int. Earnings (Sec. 17-2.11) ³		7160									
25. Perm. Transfer of Excess Accumulated Fire Prev. & Safety Bond Proceeds and Int. Earnings (Sec. 10-22.14) ³		7170									
26. Permanent Transfer from Working Cash Fund - Abatement (Section 20-9)		7180									
SALE OF BONDS (7200)											
27. Pritcheal on Bonds Sold (Amount of Original Issue) ⁴		7210									
28. Premium on Bonds Sold		7220									
29. Accrued Interest on Bonds Sold		7230									
30. Sale or Compensation for Fixed Assets ⁵		7300									

Description	Acct #	BUDGET SUMMARY									
		(10)	(20)	(30)	(40)	(50)	(60)	(70)	(80)	(90)	
		Educational	Operations & Maintenance	Bond & Interest	Transportation	Municipal Retirement/Social Security	Construction/ Site & Capital Improvement	Working Cash	Rent	Fire Prevention & Safety	
31. School Technology Revolving Loan Program (STRLP)	7600										
32. Other Sources (Describe & Itemize)	7900										
33. Total Other Financing Sources (Total Lines 19-32)		8,500	0	0	0	0	0	(8,500)	0	0	
OTHER FINANCING USES (6000)											
TRANSFER TO OTHER FUNDS (6100)											
34. Perm. Transfer from Working Cash Fund - Abolishment	8110							0			
35. Permanent Transfer of Working Cash Fund - Interest (Section 20-5)	8120							0			
36. Permanent Transfer (Section 17-2A)	8130										
37. Permanent Transfer of Interest (Section 10-22.44) 5	8140										
38. Permanent Transfer from Site & Construction/Capital Improvement Fund (Section 10-22.14)	8150										
39. Perm. Transfer of Excess Accumulated Fire Prev. & Safety Tax Proceeds & Int. Earnings (Sec. 17-2.11)	8160									0	
40. Perm. Transfer of Excess Accumulated Fire Prev. & Safety Bond Proceeds and Int. Earnings (Sec. 10-22.14)	8170									0	
41. Permanent Transfer of Working Cash Fund-Abatement (Sec. 20-9)	8180									0	
42. Other Uses (Describe & Itemize)	8190										
43. Total Other Financing Uses (Total Lines 34-42)		0	0	0	0	0	0	0	0	0	
44. Total Other Financing Sources (Uses) (Line 33 minus 43)		8,500	0	0	0	0	0	(8,500)	0	0	
45. ESTIMATED FUND BALANCE June 30, 2007 (Total Lines 1, 18 & 44)		271,937	3	119,230	392,718	317,142	0	789,236	0	139,940	

ESTIMATED RECEIPTS/REVENUES

Description	Acct #	RECEIPTS/REVENUES FROM LOCAL SOURCES									
		(10)	(20)	(30)	(40)	(50)	(60)	(70)	(80)	(90)	
AD VALOREM TAXES LEVIED BY LOCAL EDUCATION AGENCIES											
1. General Levy ¹¹	1110	1,008,698	243,200	254,673	97,000	212,000		25,000		24,000	
2. Tort Immunity Levy	1120	315,000									
3. Leasing Levy ¹²	1130		24,800								
4. Special Education Levy	1140	20,000									
5. Social Security/Medicare-Only Levy	1150					92,000					
6. Area Vocational Construction Levy	1160										
7. Summer School Levy	1170										
8. Other Tax Levies (Describe & Itemize)	1190										
9. Total Ad Valorem Taxes Levied by LEA		1,341,698	288,000	254,673	97,000	304,000	0	25,000	0	24,000	
PAYMENTS IN LIEU OF TAXES											
10. Mobile Home Privilege Tax	1210										
11. Payments from Local Housing Authority	1220										
12. Corporate Personal Property Replacement Taxes ¹³	1290		60,000			3,000					
13. Other Payments in Lieu of Taxes (Describe & Itemize)	1290										
14. Total Payments in Lieu of Taxes		0	60,000	0	0	3,000	0	0	0	0	
TUITION											
15. Regular Tuition from Pupils or Parents	1311										
16. Regular Tuition from Other LEAs	1312										
17. Regular Tuition from Other Sources	1313										
18. Summer School Tuition from Pupils or Parents	1321										
19. Summer School Tuition from Other LEAs	1322										
20. Summer School Tuition from Other Sources	1323										
21. Vocational Tuition from Pupils or Parents	1331										
22. Vocational Tuition from Other LEAs	1332										
23. Vocational Tuition from Other Sources	1333										
24. Special Education Tuition from Pupils or Parents	1341										
25. Special Education Tuition from Other LEAs	1342										
26. Special Education Tuition from Other Sources	1343										
27. Adult Tuition from Pupils or Parents	1351										
28. Adult Tuition from Other LEAs	1352										
29. Adult Tuition from Other Sources	1353										
30. Total Tuition		0									
TRANSPORTATION FEES											
31. Regular Transportation Fees from Pupils or Parents	1411										
32. Regular Transportation Fees from Other LEAs	1412				7,800						
33. Regular Transportation Fees from Private Sources	1413										
34. Regular Transportation Fees from Co-curricular Activities	1415				11,700						
35. Summer School Transportation Fees from Pupils or Parents	1421										
36. Summer School Transportation Fees from Other LEAs	1422										
37. Summer School Transportation Fees from Other Sources	1423										
38. Vocational Transportation Fees from Pupils or Parents	1431										
39. Vocational Transportation Fees from Other LEAs	1432										
40. Vocational Transportation Fees from Other Sources	1433										
41. Special Ed Transportation Fees from Pupils or Parents	1441										
42. Special Ed Transportation Fees from Other LEAs	1442										
43. Special Ed Transportation Fees from Other Sources	1443										

ESTIMATED RECEIPTS/REVENUES

Description	Acct #	(10) Educational	(20) Operations & Maintenance	(30) Bond & Interest	(40) Transportation	(50) Municipal Retirement/ Social Security	(60) Site & Construction/ Capital Improvement	(70) Working Cash	(80) Rent	(90) Fire Prevention & Safety
44. Adult Transportation Fees from Pupil or Parents	1451									
45. Adult Transportation Fees from Other LEAs	1452									
46. Adult Transportation Fees from Other Sources	1453				19,300					
47. Total Transportation Fees					19,300					
EARNINGS ON INVESTMENTS										
48. Interest on Investments	1510	7,000	5,000	4,000	14,000			18,000		4,000
49. Gain or Loss on Sale of Investments	1520									
50. Total Earnings on Investments		7,000	5,000	4,000	14,000	0	0	18,000	0	4,000
FOOD SERVICE										
51. Sales to Pupil - Lunch	1611	54,000								
52. Sales to Pupil - Breakfast	1612	4,500								
53. Sales to Pupil - A la Carte	1613	38,000								
54. Sales to Pupil - Other	1614	5,750								
55. Sales to Adults	1820	2,300								
56. Other Food Service	1690									
57. Total Food Service		104,550								
PUPIL ACTIVITIES										
58. Admissions - Athletic	1711	21,000								
59. Admissions - Other	1719	600								
60. Fees	1720	2,500								
61. Book Store Sales	1730									
62. Other Pupil Activity Revenue (Describe & Itemize)	1790	2,775								
63. Total Pupil Activities		26,875	0							
TEXTBOOKS										
64. Rentals - Regular Textbook	1811	29,000								
65. Rentals - Summer School Textbook	1812									
66. Rentals - Adult/Continuing Education Textbook	1813									
67. Rentals - Other (Describe & Itemize)	1819									
68. Sales - Regular Textbook	1821									
69. Sales - Summer School Textbook	1822									
70. Sales - Adult/Continuing Education Textbook	1823									
71. Sales - Other (Describe & Itemize)	1828									
72. Other (Describe & Itemize)	1890									
73. Total Textbooks		29,000								
OTHER REVENUE FROM LOCAL SOURCES										
74. Rentals	1910	1,500								
75. Contributions and Donations from Private Sources	1920	900								
76. Services Provided Other LEAs	1940									
77. Refund Prior Years Expenditures	1950									
78. Payment from Other LEAs	1991									
79. Sale of Vocational Projects	1992									
80. Local Fees	1993									
81. Other (Describe & Itemize)	1999	5,000								
82. Total Other Revenue from Local Sources		7,400	0	0	0	0	0	0	0	0
83. Total Receipts/Revenues from Local Sources		1,519,523	393,000	258,673	139,300	310,000	0	43,000	0	26,000

ESTIMATED RECEIPTS/REVENUES

Description	Acct #	(10) Educational	(20) Operations & Maintenance	(30) Bond & Interest	(40) Transportation	(50) Municipal Retirement/Social Security	(60) Site & Construction/Capital Improvement	(70) Working Cash	(80) Rent	(90) Fire Prevention & Safety
FLOW-THROUGH RECEIPTS/REVENUES FROM ONE LEA TO ANOTHER LEA										
84. Flow-Through Revenue from State Sources	2100	28,000								
85. Flow-Through Revenue from Federal Sources	2200									
86. Other Flow-Through (Describe & Itemize)	2300									
87. Total Flow-Through Receipts/Revenues From One LEA to Another LEA (Total of Lines 84-86)		28,000	0		0	0				
RECEIPTS/REVENUES FROM STATE SOURCES										
UNRESTRICTED GRANTS-IN-AID										
88. General State Aid - Sec. 18-9.05	3001	2,333,918								
89. General State Aid - Hold Harmless/Supplemental	3002									
90. Reorganization Incentives	3005									
91. Other Unrestricted Grants-In-Aid From State Sources (Describe & Itemize)	3099									
92. Total Unrestricted Grants-In-Aid		2,333,918	0	0	0	0			0	0
RESTRICTED GRANTS-IN-AID										
SPECIAL EDUCATION										
93. Special Education - Private Facility Tuition	3100									
94. Special Education - Extraordinary	3105	8,000								
95. Special Education - Personal	3110	52,000								
96. Special Education - Orphanage - Individual	3120	68,000								
97. Special Education - Orphanage - Summer	3130	4,000								
98. Special Education - Summer School	3145									
99. Special Education - Other (Describe & Itemize)	3189									
100. Total Special Education		132,000	0		0	0				
VOCATIONAL EDUCATION										
101. Vocational Education - Tech. Prep.	3200									
102. Vocational Education - Coordination Grants	3210									
103. Vocational Education - Formula	3215	13,749								
104. Vocational Education - Jobs for Illinois Graduates	3217									
105. Vocational Education - Secondary Program Improvements	3220									
106. Vocational Education - WECOP	3225									
107. Vocational Education - Elem. Career Development Program	3275									
108. Vocational Education - Other (Describe & Itemize)	3289									
109. Total Vocational Education		13,749	0		0	0				
BILINGUAL EDUCATION										
110. Bilingual Education - Downstate - TPI	3305									
111. Bilingual Education - Downstate - TBE	3310									
112. Total Bilingual Education		0				0				
113. Gifted Education	3350									
114. State Free Lunch & Breakfast	3360	3,500								
115. School Breakfast Initiative	3385									
116. Driver Education	3370	5,000								
117. Adult Education from Community College Board	3410									
118. Adult Education - Other (Describe & Itemize)	3489									

ESTIMATED RECEIPTS/REVENUES

Description	Acct #	(10) Educational	(20) Operations & Maintenance	(30) Bond & Interest	(40) Transportation	(50) Municipal Retirement/ Social Security	(60) Site & Construction/ Capital Improvement	(70) Working Cash	(80) Rent	(90) Fire Prevention & Safety
TRANSPORTATION										
119. Transportation - Regular/Vocational	3600									
120. Transportation - Special Education	3610				48,000					
121. Transportation - Other (Describe & Itemize)	3699				80,000					
122. Total Transportation		0	0		128,000	0				
123. Learning Improvement - Change Grants	3610									
124. Scientific Literacy	3660									
125. Truant Alternative/Optional Education	3695									
126. Early Childhood - Block Grant	3705									
127. Reading Improvement Block Grant	3715	19,400								
128. Reading Improvement Block Grant - Reading Recovery	3720									
129. Chicago General Education Block Grant	3788									
130. Chicago Educational Services Block Grant	3787									
131. School Safety & Educational Improvement Block Grant	3775	23,000								
132. Technology - Closing the Gaps	3782									
133. State Library Grant	3600	450								
134. Illinois Arts Council Grants	3601									
135. Illinois Scholars Program	3603									
136. Illinois Occupational Information Coordinating Committee	3606									
137. Project Success	3607									
138. IDOT Safety	3608									
139. IDOT Alcohol Awareness	3609									
140. State Charter Schools	3615									
141. Summer Bridges	3625									
142. Academic Early Warning List	3630									
143. Infrastructure Improvements - Planning/Construction	3920									
144. School Infrastructure - Maintenance Projects	3925									
145. Other Restricted Revenue from State Sources (Describe & Itemize)	3999									
146. Total Restricted Grants-In-Aid (Total Lines 100,109,112-119,122-145)		197,099	0	0	126,000	0	0	0	0	0
147. Total Receipts/Revenues From State Sources (Total Lines 92 & 146)		2,531,018	0	0	126,000	0	0	0	0	0
RECEIPTS/REVENUES FROM FEDERAL SOURCES										
UNRESTRICTED GRANTS-IN-AID RECEIVED DIRECTLY FROM FEDERAL GOVT										
148. Federal Impact Aid	4001									
149. Other Unrestricted Grants-In-Aid Received Directly From the Federal Govt.	4009									
150. Total Unrestricted Grants-In-Aid Received Directly from Federal Govt.		0	0	0	0	0	0	0	0	0
RESTRICTED GRANTS-IN-AID RECEIVED DIRECTLY FROM FEDERAL GOVT										
151. Emergency School Assistance Act	4025									
152. ESEA - Title VII - Bilingual	4030									
153. ESEA - Title VI - Excellence in Education	4035									
154. Community Action Program - OEO	4040									
155. Head Start	4045									
156. Construction (Impact Aid)	4050									
157. EPA Grant Proceeds (Life Safety Purposes Only)	4055									

ESTIMATED RECEIPTS/REVENUES

Description	Acct #	(10) Educational	(20) Operations & Maintenance	(30) Bond & Interest	(40) Transportation	(50) Municipal Retirement/Social Security	(60) Site & Construction/ Capital Improvement	(70) Working Cash	(80) Rent	(90) Fire Prevention & Safety
166. MAGNET	4080									
166. Other Restricted Grants-In-Aid Received Directly from Federal Govt. (Describe & Itemize)	4099									
180. Total Restricted Grants-In-Aid Received Directly from Federal Govt.		0	0		0	0	0			0
RESTRICTED GRANTS-IN-AID RECEIVED FROM FEDERAL GOVT THROUGH THE STATE										
TITLE V	4100									
181. Title V-Minority and Flexibility Formula	4100	2,500								
182. Title V-LEA Projects	4105									
183. Title V-Rural and Low Income Schools	4107									
184. Title V-Class Size Reduction	4110									
185. Title V-State Assessments	4120									
186. Title V-Other (Describe & Itemize)	4199									
187. Total Title V		2,500			0	0				
FOOD SERVICE										
188. National School Lunch Program	4210	41,000								
189. Special Milk Program	4216	300								
170. School Breakfast Program	4220	11,000								
171. Summer Food Service Admin./Program	4225									
172. Child Care Commodity/SFS 13-Adult Day Care	4226									
173. Food Service - Other (Describe & Itemize)	4299									
174. Total Food Service		52,300								
TITLE I										
176. Title I - Low Income	4300	50,000								
176. Title I - Low Income - Neglected, Private	4305									
177. Title I - Capital Expenses	4325									
178. Title I - School Improvement	4331									
179. Title I - Comprehensive School Reform	4332									
180. Title I - Reading First	4334									
181. Title I - Even Start	4335									
182. Title I - Migrant Education	4340									
183. Title I - Other (Describe & Itemize)	4399									
184. Total Title I		50,000			0	0				
TITLE IV										
185. Title IV - Safe & Drug Free Schools - Formula	4400	2,500								
188. Title IV - Safe & Drug Free Schools - Violence Prevention	4405									
187. Title IV - Community Services	4420									
188. Title IV - 21st Century	4421									
189. Title IV - Other (Describe Itemize)	4499									
190. Total Title IV		2,500			0	0				
FEDERAL SPECIAL EDUCATION										
191. Fed - Spec Education - Preschool Flow - Through	4600									
192. Fed - Spec Education - Preschool Discretionary	4605									
193. Fed - Spec Education - IDEA - Flow Through/Low Incidence	4620									
194. Fed - Spec Education - IDEA - Room & Board	4625									
195. Fed - Spec Education - IDEA - Discretionary	4630									
196. Fed - Spec Education - IDEA - Other (Describe & Itemize)	4699									
197. Total Federal Special Education		0			0	0				
VE - PERKINS	4700									

ESTIMATED RECEIPTS/REVENUES

Description	Acct #	(10) Educational	(20) Operations & Maintenance	(30) Bond & Interest	(40) Transportation	(50) Municipal Retirement/ Social Security	(60) Site & Construction/ Capital Improvement	(70) Working Cash	(80) Rent	(90) Fire Prevention & Safety
199. VE - Perkins - Title IV-A State Leadership	4720									
199. VE - Perkins - Title IIC Secondary	4745									
200. VE - Perkins - Title IIC Postsecondary/Adult	4750									
201. VE-Perkins-Title IIE Tech Prep	4770									
202. VE-Education to Careers-Implementation (DOJ)	4777	6,000								
203. VE-Other (Describe & Itemize)	4799									
204. Total Vocational Education		6,000	0			0				
205. Federal - Adult Education	4810									
206. Emergency Immigrant Assistance	4805									
207. Title III-English Language Acquisition	4908									
208. Learn & Serve America	4910									
209. McKinney Education for Homeless Children	4920									
210. Title II - Eisenhower - Professional Development Formula	4930									
211. Title II-Teacher Quality	4932									
212. Goals 2000	4945									
213. Goals 2000 - Leadership	4946									
214. Department of Rehabilitation Services	4950									
215. Federal Charter Schools	4960									
216. School Renovation	4980									
217. IDEA Part B-Supplemental Activities	4981									
218. School Renovation-Technology	4982									
219. Federal Emergency Management Aid (FEMA/EMMA)	4980									
220. Medicaid Matching Funds - Administrative Outreach	4981	170,000								
221. Medicaid Matching Funds - Fee-For-Service Program	4982									
222. Other Restricted Revenue From Federal Sources (Describe & Itemize)	4898									
223. Total Restricted Grants-In-Aid Received from Federal Government Thru the State (Total of Lines 197, 174, 164, 190, 197, 204-222)		293,300	0		0	0	0			0
224. TOTAL RECEIPTS/REVENUES FROM FEDERAL SOURCES (Total of Lines 190, 160, 223)		283,300	0	0	0	0	0	0	0	0
226. TOTAL DIRECT RECEIPTS/REVENUES (Total of Lines 83, 87, 147, 224)		4,358,841	333,000	258,673	258,300	310,000	0	43,000	0	28,000

ESTIMATED DISBURSEMENTS/EXPENDITURES

10 - EDUCATIONAL FUND (ED)			(10)	(20)	(30)	(40)	(50)	(60)	(70)	(80)	(90)
Description	Funct #	Salaries	Employee Benefits	Purchased Services	Supplies & Materials	Capital Outlay	Other Objects	Transfers	Tuition	Total	
INSTRUCTION (ED)	000										
1. Regular Programs	1100	1,082,282	585,148	3,925	60,550	1,000	4,900		2,000	1,719,703	
2. Special Education Programs (Function 1200-1220)	1200	328,393	163,995		6,900					489,288	
3. Educationally Deprived/Remedial Programs	1250	43,503	26,800	500	1,000	1,000				72,803	
4. Adult/Continuing Education Programs	1300									0	
5. Vocational Programs	1400	128,303	49,485	850	26,100					204,738	
6. Intercollegiate Programs	1500	176,713	34,360	33,850	30,300		11,000			286,223	
7. Summer School Programs	1600									0	
8. Gifted Programs	1650									0	
9. Bilingual Programs	1800									0	
10. Triant Alternative & Optional Programs	1900									0	
11. Total Instruction '14		1,759,194	839,588	39,125	124,850	2,000	15,800		2,000	2,782,555	
SUPPORT SERVICES (ED)	2000										
SUPPORT SERVICES - Pupil	2100										
12. Attendance & Social Work Services	2110									0	
13. Guidance Services	2120	44,538	15,800	500	500					61,338	
14. Health Services	2130	31,794	14,130	100	3,000					49,024	
15. Psychological Services	2140									0	
16. Speech Pathology & Audiology Services	2150									0	
17. Other Support Services - Pupils (Describe & Itemize)	2190	20,000			6,100	19,000				44,100	
18. Total Support Services - Pupil		96,332	29,930	600	9,600	19,000	0			154,462	
SUPPORT SERVICES - Instructional Staff	2200										
19. Improvement of Instruction Services	2210		8,000	40,200	17,700		14,149			80,049	
20. Educational Media Services	2220	92,738	40,110	550	12,500	500	14,100			180,488	
21. Assessment & Testing	2230									0	
22. Total Support Services - Instructional Staff		92,738	48,110	40,750	30,200	500	28,249			240,547	
SUPPORT SERVICES - General Administration	2300										
23. Board of Education Services	2310	1,000		134,208	9,000		14,800			159,008	
24. Executive Administration Services	2320	97,231	21,134	3,000	10,200		2,000			133,565	
25. Special Area Administration Services	2330									0	
26. Total Support Services - General Administration		98,231	21,134	137,208	19,200	0	18,800			292,573	
SUPPORT SERVICES - School Administration	2400										
27. Office of the Principals Services	2410	214,880	62,546	3,500	3,000		3,500			287,408	
28. Other Support Services - School Administration (Describe & Itemize)	2490									0	
29. Total Support Services - School Administration		214,880	62,546	3,500	3,000	0	3,500			287,408	
SUPPORT SERVICES - Business	2500										
30. Direction of Business Support Services	2510									0	
31. Fiscal Services	2520	34,683	9,120		3,000		3,000			49,783	
32. Operation & Maintenance of Plant Services	2540			16,200						16,200	
33. Pupil Transportation Services	2550									0	
34. Food Services	2560	58,405	18,240	8,950	84,000	10,000				189,595	
35. Internal Services	2570									0	
36. Total Support Services - Business		93,088	27,380	25,150	97,000	10,000	3,000			256,578	

ESTIMATED DISBURSEMENTS/EXPENDITURES

Description	Funct #	(10) Salaries	(20) Employee Benefits	(30) Purchased Services	(40) Supplies & Materials	(50) Capital Outlay	(60) Other Objects	(70) Transfers	(80) Tuition	(90) Total
Support Services - Central	2600									
37. Direction of Central Support Services	2610									0
38. Planning, Research, Development & Evaluation Services	2620									0
39. Information Services	2630									0
40. Staff Services	2640									0
41. Data Processing Services	2660									0
42. Total Support Services - Central		0	0	0	0	0	0	0	0	0
43. Other Support Services (Describe & Itemize)	2600									0
44. Total Support Services (Total Lines 11, 22, 26, 29, 36, 42, & 43)		695,229	189,080	207,208	169,000	28,500	67,349	0	308,500	1,230,686
45. COMMUNITY SERVICES (ED)	4000									
NONPROGRAMMED CHARGES (ED)	4000									
Payments to Other Govt. Units (In-State)	4100									0
46. Payments for Regular Programs	4110									0
47. Payments for Special Education Programs	4120								308,500	308,500
48. Payments for Adult/Continuing Education Programs	4130								0	0
49. Payments for Vocational Education Programs	4140								0	0
50. Payments for Community College Program	4170								0	0
51. Other Payments to In-State Govt. Units (Describe & Itemize)	4180								0	0
52. Total Payments to Other Govt. Units (In-State)		0	0	0	0	0	0	0	308,500	308,500
53. PAYMENTS TO OTHER GOVT. UNITS (OUT-OF-STATE)	4200									0
54. Total Nonprogrammed Charges (Total Lines 62 & 63)		0	0	0	0	0	0	0	308,500	308,500
DEBT SERVICES (ED)	4000									
Debt Services - Interest	8100									0
55. Tax Anticipation Warrants	8110									0
56. Tax Anticipation Notes	5120									0
57. Teachers/Employees Orders	5130									0
58. Corporate Personal Prop. Repl. Tax Anticipation Notes	5150									0
59. State Aid Anticipation Certificates	5180									0
60. Other (Describe & Itemize)	5190									0
61. Total Debt Service - Interest		0	0	0	0	0	0	0	0	0
62. Debt Services - Lease/Purchase Principal Refund ¹⁶	8300									0
63. Total Debt Services (Total Lines 61 & 62)		0	0	0	0	0	0	0	0	0
64. PROVISION FOR CONTINGENCIES (ED)	4000									
65. Total Direct Disbursements/Expenditures		2,364,423	1,028,686	248,333	283,850	30,500	67,349	0	308,500	4,319,621
66. Excess (Deficiency) of Receipts/Revenue Over Disbursements/Expenditures										39,220

ESTIMATED DISBURSEMENT/EXPENDITURES

Description	Funct #	ESTIMATED DISBURSEMENT/EXPENDITURES								Total
		(10) Salaries	(20) Employee Benefits	(30) Purchased Services	(40) Supplies & Materials	(50) Capital Outlay	(60) Other Objects	(70) Transfers	(80) Tuition	
20 - OPERATIONS AND MAINTENANCE FUND (OAM)										
SUPPORT SERVICES (OAM)										
Support Services - Pupil	2100									
67. Other Support Services - Pupils (Describe & Itemize)	2190									0
Support Services - Business	2800									0
68. Direction of Business Support Services	2810									0
69. Facilities Acquisition & Construction Services	2830									0
70. Operation & Maintenance of Plant Services	2840	180,388	38,480	53,450	154,000					424,318
71. Pupil Transportation Services	2850									0
72. Food Services	2860									0
73. Total Support Services - Business		180,388	38,480	53,450	154,000	0	0			424,318
74. Other Support Services (Describe & Itemize)	2900									0
75. Total Support Services (Total Lines 67, 73, & 74)		180,388	38,480	53,450	154,000	0	0			424,318
NONPROGRAMMED CHARGES (OAM)										
76. COMMUNITY SERVICES (OAM)	3000									0
77. Payments to Other Govt. Units (In-State)	4100									0
78. Payments for Special Education Programs	4120									0
79. Payments for Vocational Education Program	4140									0
80. Other Payments to In-State Govt. Units (Describe & Itemize)	4180									0
81. Total Payments to Other Govt. Units (In-State)	4200									0
82. Total Nonprogrammed Charges (Total Lines 80 & 81)										0
DEBT SERVICES (OAM)										
83. Debt Services - Interest	8100									0
84. Tax Anticipation Warrants	8110									0
85. Tax Anticipation Notes	8120									0
86. Corporate Personal Prop. Replacement Tax Anticip. Notes	8150									0
87. State Aid Anticipation Certificates	8160									0
88. Other (Describe & Itemize)	8180									0
89. Total Debt Services - Interest										0
90. Debt Services - Leases/Purchase Principal Retired	8300									0
91. Total Debt Services										0
PROVISION FOR CONTINGENCIES (OAM)										
92. Total Direct Disbursements/Expenditures		180,388	38,480	53,450	154,000	0	0			424,318
93. Excess (Deficiency) of Receipts/Revenues Over Disbursements/Expenditures										(91,318)

ESTIMATED DISBURSEMENT/EXPENDITURES

Description	Funct #	(10) Salaries	(20) Employee Benefits	(30) Purchased Services	(40) Supplies & Materials	(50) Capital Outlay	(60) Other Objects	(70) Transfers	(80) Tuition	(90) Total
30 - BOND & INTEREST FUND (84)										
94. Permits to Other Govt. Units (In-State)	4100									0
95. Total Nonprogrammed Charges										0
96. Debt Services - Interest	5100									0
97. Tax Anticipation Warrants	5110									0
98. Bonds	5140						19,673			19,673
99. Corporate Personal Prop. Regl. Tax Anticipation Notes	5150									0
100. State Aid Anticipation Certificates	5160									0
101. Other - (Attach Itemization)	5180									0
102. Total Debt Service - Interest							19,673			19,673
103. Debt Services - Bond Principal Retired	5200						235,000			235,000
104. Debt Services - Other (Describe & Itemize)	5900						600			600
105. Total Debt Services (Total of Lines 102, 103 & 104)				0			255,273		0	255,273
106. DIVISION FOR GOVT. TRANSPORTATION (84)	5900									0
107. Total Direct Disbursements/Expenditures (Total of Lines 95, 105 & 106)				0			255,273		0	255,273
108. Excess (Deficiency) of Receipts/Revenues Over Disbursements/Expenditures										3,401

ESTIMATED DISBURSEMENT/EXPENDITURES

Description	Funct #	(10) Salaries	(20) Employee Benefits	(30) Purchased Services	(40) Supplies & Materials	(50) Capital Outlay	(60) Other Objects	(70) Transfers	(80) Tuition	(90) Total
40 - TRANSPORTATION FUND (TR)										
Support Services - Pupil	2100									
109. Other Support Services - Pupil (Describe & Itemize)	2190									0
Support Services - Business	2800									
110. Pupil Transportation Services	2850	184,090	9,120	14,100	62,500	53,000				302,810
111. Other Support Services (Describe & Itemize)	2900									0
112. Total Support Services (Total Lines 109, 110, 111)		184,090	9,120	14,100	62,500	53,000	0			302,810
NONPROGRAMMED CHARGES (TR)										
113. COMMUNITY SERVICES (TR)	4000									0
Payments to Other Govt. Units (In-State)	4100									
114. Payments for Regular Program	4110									0
115. Payments for Special Education Programs	4120									0
116. Payments for Adult/Continuing Education Programs	4130									0
117. Payments for Vocational Education Programs	4140									0
118. Payments for Community College Programs	4170									0
119. Other Payments to In-State Govt. Units (Describe & Itemize)	4180									0
120. Total Payments to Other Govt. Units (In-State)				0			0			0
121. Payments to Other Govt. Units (Out-of-State)	4200									0
122. Total Nonprogrammed Charges (Total Lines 120 & 121)				0			0			0
DEBT SERVICES (TR)										
Debt Service - Interest	6100									
123. Tax Anticipation Warrants	6110									0
124. Tax Anticipation Notes	6120									0
125. Corporate Personal Prop. Repl. Tax Anticipation Notes	6150									0
126. State Aid Anticipation Certificates	6180									0
127. Other (Describe and Itemize)	6190									0
128. Total Debt Service - Interest							0			0
129. Debt Service-Less/Purchase Principal Retired 's	6300						0			0
130. Total Debt Service							0			0
PROVISION FOR CONTINGENCIES (TR)										
131. Total Direct Disbursements/Expenditures	6400									
(Total Lines 112, 113, 122, 130 & 131)		164,090	9,120	14,100	62,500	53,000	0			302,810
133. Excess (Deficiency) of Receipts/Revenues Over Disbursements/Expenditures										(48,510)

ESTIMATED DISBURSEMENTS/EXPENDITURES

80 - MUNICIPAL RETIREMENT/SOCIAL SECURITY FUND (MRSS)	Description	Fund #	ESTIMATED DISBURSEMENTS/EXPENDITURES							Total		
			(10) Salaries	(20) Employee Benefits	(30) Purchased Services	(40) Supplies & Materials	(50) Capital Outlay	(60) Other Objects	(70) Transfers		(80) Tuition	
	Total	100										
134.	Regular Program	1100		29,450								29,450
135.	Special Education Programs (Functions 1200-1220)	1200		38,650								38,650
136.	Educationally Deprived/Remedial Programs	1250		10,600								10,600
137.	Adult/Continuing Education Programs	1300										0
138.	Vocational Programs	1400		4,260								4,260
139.	Interscholastic Programs	1600		3,575								3,575
140.	Summer School Programs	1800										0
141.	Gifted Programs	1650										0
142.	Bilingual Programs	1800										0
143.	Truant Alternative & Optional Programs	1800										0
144.	Total Instruction			88,425								88,425
	SUPPORT SERVICES (M/RSS)	2005										
	Support Services - Pupil	2100										
145.	Attendance & Social Work Services	2110										0
146.	Guidance Services	2120		800								800
147.	Health Services	2130		225								225
148.	Psychological Services	2140										0
149.	Speech Pathology & Audiology Services	2180										0
150.	Other Support Services - Pupils (Describe & Itemize)	2180		1,250								1,250
151.	Total Support Services - Pupil			2,275								2,275
	Support Services - Instructional Staff	2200										
152.	Improvement of Instruction Services	2210										0
153.	Educational Media Services	2220		8,200								8,200
154.	Assessment & Testing	2230										0
155.	Total Support Services - Instructional Staff			8,200								8,200
	Support Services - General Administration	2300										
156.	Board of Education Services	2310		100								100
157.	Executive Administration Services	2320		1,900								1,900
158.	Special Area Administrative Services	2330										0
159.	Total Support Services - General Administration			2,000								2,000
	Support Services - School Administration	2400										
160.	Office of the Principal Services	2410		32,200								32,200
161.	Other Support Services - School Administration (Describe & Itemize)	2480										0
162.	Total Support Services - School Administration			32,200								32,200
	Support Services - Business	2500										
163.	Direction of Business Support Services	2510										0
164.	Fiscal Services	2520		20,500								20,500
165.	Facilities Acquisition & Construction Services	2530										0
166.	Operation & Maintenance of Plant Services	2540		63,850								63,850
167.	Pupil Transportation Services	2550		24,800								24,800
168.	Food Services	2560		25,000								25,000
169.	Internal Services	2570										0
170.	Total Support Services - Business			133,950								133,950

ESTIMATED DISBURSEMENTS/EXPENDITURES

Description	Funct #	(10) Salaries	(20) Employee Benefits	(30) Purchased Services	(40) Supplies & Materials	(50) Capital Outlay	(60) Other Objects	(70) Transfers	(80) Tuition	(90) Total
Support Services - Central	2800									
171. Direction of Central Support Services	2810									0
172. Planning, Research Development & Evaluation Services	2820									0
173. Information Services	2830									0
174. Staff Services	2840									0
175. Data Processing Services	2860									0
176. Total Support Services - Central			0							0
177. Other Support Services (Describe & Itemize)	2800									0
178. Total Support Services (Total Lines 151, 155, 159, 182, 170, 176 & 177)			178,625							178,625
179. COMMUNITY SERVICES (M/R/S)	3000									0
NONPROGRAMMED CHARGES (M/R/S)	4000									0
180. Payments for Special Education Programs	4120									0
181. Payments for Vocational Education Programs	4140									0
182. Total Nonprogrammed Charges			0							0
DEBT SERVICES - INTEREST	8100									0
Debt Services - Interest										0
183. Tax Anticipation Warrants	5110									0
184. Tax Anticipation Notes	5120									0
185. Corporate Personal Prop. Repl. Tax Anticipation Notes	5150									0
186. State Aid Anticipation Certificates	5180									0
187. Other (Describe & Itemize)	5190									0
188. Total Debt Services - Interest			0							0
189. PROVISION FOR CONTINGENCIES (M/R/S)	6000									0
190. Total Direct Disbursements/Expenditures (Total Lines 144, 178, 179, 182, 186 & 189)			288,050							288,050
191. Excess (Deficiency) of Receipts/Revenues Over Disbursements/Expenditures										44,950

ESTIMATED DISBURSEMENT/EXPENDITURES

Description	Funct #	(10) Salaries	(20) Employee Benefits	(30) Purchased Services	(40) Supplies & Materials	(50) Capital Outlay	(60) Other Objects	(70) Transfers	(80) Tuition	(90) Total
80 - SITE & CONSTRUCTION/CAPITAL IMPROVEMENT (SACCI)										
Support Services - Business	2800									0
192. Facilities Acquisition & Construction Service	2830									0
193. Other Support Services (Describe & Itemize)	2800									0
194. Total Support Services		0	0	0	0	0	0	0	0	0
Payments to Other Govt. Units (In-State)										
195. Payment for Special Education Programs	4100									0
196. Payment for Vocational Education Programs	4120									0
197. Other Payments to In-State Governmental Units (Describe & Itemize)	4140									0
198. Total Payments to Other Govt. Units (In-State)										0
199. Payments to Other Govt. Units (Out-of-State)	4200									0
200. Total Nonprogrammed Charges (Total Lines 198 & 199)										0
201. NOVEMBER 2008 CONSTRUCTION (SACCI)										
202. Total Direct Disbursements/Expenditures	9900	0	0	0	0	0	0	0	0	0
203. Excess (Deficiency) of Receipts/Revenues Over Disbursements/Expenditures										
										0

70 - WORKING CASH FUND (WC)

Description	Funct #	(10) Salaries	(20) Employee Benefits	(30) Purchased Services	(40) Supplies & Materials	(50) Capital Outlay	(60) Other Objects	(70) Transfers	(80) Tuition	(90) Total
80 - RENT FUND (RT)										
Debt Services - Interest										
204. Corporate Personal Prop. Repl. Tax Anticipation Notes	5000									0
205. State Aid Anticipation Certificates	5150									0
206. Debt Service - Other (Describe & Itemize)	5160									0
207. Total Debt Services	5900									0
208. Total Direct Disbursements/Expenditures										
209. Excess (Deficiency) of Receipts/Revenues Over Disbursements/Expenditures										
										0

ESTIMATED DISBURSEMENT/EXPENDITURES

Description	Funct #	(10) Salaries	(20) Employee Benefits	(30) Purchased Services	(40) Supplies & Materials	(50) Capital Outlay	(60) Other Objects	(70) Transfers	(80) Tuition	(90) Total
90 - FIRE PREVENTION & SAFETY FUND (FRAS)										
SUBTOTAL (FRAS)										
Support Services - Business	2900									
210. Facilities Acquisition & Construction Services	2930			23,000	2,000	2,000				27,000
211. Operation & Maintenance of Plant Services	2940									0
212. Total Support Services - Business		0	0	23,000	2,000	2,000	0			27,000
213. Other Support Services (Describe & Itemize)	2900									0
214. Total Support Services (Total Lines 212 & 213)		0	0	23,000	2,000	2,000	0			27,000
NONPROGRAMMED CHARGES (FRAS)										
215. Other Payments to In-State Govt. Units (Describe & Itemize)	4190									0
216. Total Nonprogrammed Charges										0
DEBT SERVICES (FRAS)										
Debt Services - Interest	6100									0
217. Tax Anticipation Warrants	6100									0
217. Tax Anticipation Warrants	6110									0
218. Total Debt Services - Interest										0
PROVISION FOR CONTINGENCIES (FRAS)										
219. Total Direct Disbursements/Expenditures (Total Lines 214, 216, 218 & 219)	6000			23,000	2,000	2,000	0			27,000
220. Excess (Deficiency) of Receipts/Revenues Over Disbursements/Expenditures										1,000

This page is provided for detailed itemizations as requested within the body of the Report.

- 1.
- 2.
- 3.
- 4.

Villa Grove CUSD
11-021-3020-26

**DEFICIT BUDGET SUMMARY INFORMATION
OPERATING FUNDS ONLY**

	EDUCATIONAL	OPERATIONS & MAINTENANCE	TRANSPORTATION	WORKING CASH	TOTAL
1. Direct Revenues	4,358,841	333,000	256,300	43,000	4,991,141
2. Direct Expenditures	4,319,621	424,318	302,810		5,046,749
3. Difference	39,220	(91,318)	(46,510)	43,000	(55,608)
4. Estimated Fund Balance - June 30, 2007	271,937	3	332,716	769,236	1,363,892

Unbalanced Budget, however, a deficit reduction plan is not required at this time.

* A deficit reduction plan is required if the local board of education adopts (or amends) the 2006-07 school district budget in which the "operating funds" listed above result in direct revenues (line 1) being less than direct expenditures (line 2) by an amount equal to or greater than one-third (1/3) of the ending fund balance (line 4).

Note: The balance is determined using only the four funds listed above. That is, if the estimated ending fund balance is less than three times the deficit spending, the district must adopt and file with ISBE a deficit reduction plan to balance the shortfall within three years.

The deficit reduction plan, if required, is developed using ISBE guidelines and format (See Tab FinPlan 2007-10).

ILLINOIS STATE BOARD OF EDUCATION
SCHOOL BUSINESS SUPPORT SERVICES DIVISION

11-021-3020-26
District Number
Villa Grove CUSD
District Name

Douglas
County

ESTIMATED BUDGET
FY2006-07

1. ESTIMATED BEGINNING FUND BALANCES (must equal prior Ending Fund Balance)		Educational Fund	Operations & Maintenance Fund	Transportation Fund	Working Cash Fund	Total
2. Local Sources	Acct No.	224,217	91,321	379,226	724,736	1,419,500
3. Flow-through Receipts/Revenue from Other LEAs or Other LEA	2800	1,516,523	333,000	130,300	43,000	2,022,823
4. State Sources	5000	28,000	0	0	0	28,000
5. Federal Sources	4000	2,531,018	0	126,000	0	2,657,018
6. Total Receipts/Revenues		283,300	0	0	0	283,300
		4,358,841	333,000	256,300	43,000	4,991,141
DISBURSEMENTS/EXPENDITURES						
7. Instruction	Funct No.	2,782,555				2,782,555
8. Support Services	2000	1,230,566	424,318	302,810		1,957,694
9. Community Services	3000	0	0	0		0
10. Nonprogrammed Charges	4000	306,500	0	0		306,500
11. Debt Services	5000	0	0	0		0
12. Provisions for Contingencies	6000	0	0	0		0
13. Total Disbursements/Expenditures		4,319,621	424,318	302,810		5,046,749
14. Excess of Receipts/Revenue Over/(Under) Disbursements/Expenditures		39,220	(91,318)	(46,510)	43,000	(55,608)
OTHER FINANCING SOURCES						
15. Transfers from Other Funds	7100	8,500	0	0	(8,500)	0
16. Sale of Bonds	7200	0	0	0	0	0
17. Sale or Compensation for Fixed Assets	7300	0	0	0	0	0
18. School Technology Revolving Loan Program	7500	0	0	0	0	0
19. Other Sources	7900	0	0	0	0	0
20. Total Other Financing Sources		8,500	0	0	(8,500)	0
OTHER FINANCING USES						
21. Transfers to Other Funds	8100	0	0	0	0	0
22. Other Uses	8190	0	0	0	0	0
22. Total Other Financing Uses		0	0	0	0	0
23. TOTAL OTHER FINANCING SOURCES AND (USES) (Line 20 minus Line 23)		8,500	0	0	(8,500)	0
24. ESTIMATED ENDING FUND BALANCE (Total of Lines 1, 14, 24)		271,937	3	332,716	759,236	1,363,892

ILLINOIS STATE BOARD OF EDUCATION
SCHOOL BUSINESS SUPPORT SERVICES DIVISION

11-021-3020-26

District Number

Villa Grove CUSD

District Name

Douglas

County

ESTIMATED BUDGET
FY2007-08

1. ESTIMATED BEGINNING FUND BALANCES (must equal prior Ending Fund Balance)		Educational Fund	Operations & Maintenance Fund	Transportation Fund	Working Cash Fund	Total
2. Local Sources	Acct No.					
3. Through Receipts/Revenue from One LEA to Another LEA	2000	271,937	3	332,716	759,236	1,363,892
4. State Sources	3000					0
5. Federal Sources	4000					0
6. Total Receipts/Revenues		0	0	0	0	0
DISBURSEMENTS/EXPENDITURES						
7. Instruction	Funct No.					
8. Support Services	2000					0
9. Community Services	3000					0
10. Nonprogrammed Charges	4000					0
11. Debt Services	5000					0
12. Provisions for Contingencies	6000					0
13. Total Disbursements/Expenditures		0	0	0	0	0
14. Excess of Receipts/Revenue Over/(Under) Disbursements/Expenditures		0	0	0	0	0
OTHER FINANCING SOURCES						
15. Transfers from Other Funds	7100					0
16. Sale of Bonds	7200					0
17. Sale or Compensation for Fixed Assets	7300					0
18. School Technology Revolving Loan Program	7500					0
19. Other Sources	7900					0
20. Total Other Financing Sources		0	0	0	0	0
OTHER FINANCING USES						
21. Transfers to Other Funds	8100					0
22. Other Uses	8190					0
22. Total Other Financing Uses		0	0	0	0	0
TOTAL OTHER FINANCING SOURCES AND (USES) (Line 20 minus Line 23)		0	0	0	0	0
ESTIMATED ENDING FUND BALANCE (Total of Lines 1, 14, 24)		271,937	3	332,716	759,236	1,363,892

ILLINOIS STATE BOARD OF EDUCATION
SCHOOL BUSINESS SUPPORT SERVICES DIVISION

11-021-3020-26
District Number
Villa Grove CUSD
District Name

ESTIMATED BUDGET
FY2008-09

Douglas
County

1. ESTIMATED BEGINNING FUND BALANCES (must equal prior Ending Fund Balance)		Educational Fund	Operations & Maintenance Fund	Transportation Fund	Working Cash Fund	Total
2. Local Sources	Acct No. 1000					0
3. Flow-through Receipts/Revenue from One LEA to Another LEA	2000					0
4. State Sources	3000					0
5. Federal Sources	4000					0
6. Total Receipts/Revenues		0	0	0	0	0
DISBURSEMENTS/EXPENDITURES						
7. Instruction	Funct No. 1000					0
8. Support Services	2000					0
9. Community Services	3000					0
10. Nonprogrammed Charges	4000					0
11. Dept. Salaries	5000					0
12. Provisions for Contingencies	6000					0
13. Total Disbursements/Expenditures		0	0	0	0	0
14. Excess of Receipts/Revenue Over/(Under) Disbursements/Expenditures		0	0	0	0	0
OTHER FINANCING SOURCES						
15. Transfers from Other Funds	7100					0
16. Sale of Bonds	7200					0
17. Sale of Compensation for Fixed Assets	7300					0
18. School Technology Revolving Loan Program	7500					0
19. Other Sources	7900					0
20. Total Other Financing Sources		0	0	0	0	0
OTHER FINANCING USES						
21. Transfers to Other Funds	8100					0
22. Other Uses	8190					0
22. Total Other Financing Uses		0	0	0	0	0
23. TOTAL OTHER FINANCING SOURCES AND (USES) (Line 20 minus Line 23)		0	0	0	0	0
24. ESTIMATED ENDING FUND BALANCE (Total of Lines 1, 14, 24)		271,937	3	332,716	759,236	1,363,892

ILLINOIS STATE BOARD OF EDUCATION
SCHOOL BUSINESS SUPPORT SERVICES DIVISION

11-021-3020-26

District Number

Villa Grove CUSD

District Name

Douglas

County

ESTIMATED BUDGET
FY2009-10

1. ESTIMATED BEGINNING FUND BALANCES (must equal prior Ending Fund Balance)		Educational Fund	Operations & Maintenance Fund	Transportation Fund	Working Cash Fund	Total
2. Local Sources	Acct No.					
3. Flow-through Receipt/Revenue from One LEA to Another LEA	2000					
4. State Sources	3000					
5. Federal Sources	4000					
6. Total Receipts/Revenues		0	0	0	0	0
DISBURSEMENTS/EXPENDITURES						
7. Instruction	Funct No.					
8. Support Services	2000					
9. Community Services	3000					
10. Nonprogrammed Charges	4000					
11. Dept. Services	5000					
12. Provisions for Contingencies	6000					
13. Total Disbursements/Expenditures		0	0	0	0	0
14. Excess of Receipts/Revenue Over/(Under) Disbursements/Expenditures		0	0	0	0	0
OTHER FINANCING SOURCES						
15. Transfers from Other Funds	7100					
16. Sale of Bonds	7200					
17. Sale or Compensation for Fixed Assets	7300					
18. School Technology Revolving Loan Program	7500					
19. Other Sources	7900					
20. Total Other Financing Sources		0	0	0	0	0
OTHER FINANCING USES						
21. Transfers to Other Funds	8100					
22. Other Uses	8190					
22. Total Other Financing Uses		0	0	0	0	0
23. TOTAL OTHER FINANCING SOURCES AND (USES) (Line 20 minus Line 23)		0	0	0	0	0
24. ESTIMATED ENDING FUND BALANCE (Total of Lines 1, 14, 24)		271,937	3	332,716	759,236	1,363,892

ILLINOIS STATE BOARD OF EDUCATION
SCHOOL BUSINESS SUPPORT SERVICES DIVISION

11-021-3020-26		SUMMARY			
District Number		BUDGET ADDENDUM - DEFICIT REDUCTION PLAN			
Villa Grove CUSD		ESTIMATED BUDGET			
District Name		Date of Adoption: _____ (Enter as MM/DD/YY)			
Douglas					
County					
1. ESTIMATED BEGINNING FUND BALANCES (must equal prior Ending Fund Balance)		FY2006-07	FY2007-2008	FY2008-2009	FY2009-2010
		1,419,500	1,363,892	1,363,892	1,363,892
RECEIPTS/REVENUES					
2. Local Sources	Acct No.				
3. Through Receipt/Revenue from CHALLENGE Another LEA	2000	2,022,823	0	0	0
4. State Sources	3000	2,657,018	0	0	0
5. Federal Sources	4000	283,300	0	0	0
6. Total Receipts/Revenues		4,991,141	0	0	0
DISBURSEMENTS/EXPENDITURES					
7. Instruction	1000	2,782,555	0	0	0
8. Support Services	2000	1,957,694	0	0	0
9. Community Services	3000	0	0	0	0
10. Nonprogrammed Charges	4000	306,500	0	0	0
11. Debt Services	5000	0	0	0	0
12. Provisions for Contingencies	6000	0	0	0	0
13. Total Disbursements/Expenditures		5,046,749	0	0	0
14. Excess of Receipts/Revenue Over/(Under) Disbursements/Expenditures		(55,608)	0	0	0
OTHER FINANCING SOURCES					
15. Transfers from Other Funds	7100	0	0	0	0
16. Sale of Bonds	7200	0	0	0	0
17. Sale or Compensation for Fixed Assets	7300	0	0	0	0
18. School Technology Revolving Loan Program	7500	0	0	0	0
19. Other Sources	7900	0	0	0	0
20. Total Other Financing Sources		0	0	0	0
OTHER FINANCING USES					
21. Transfers to Other Funds	8100	0	0	0	0
22. Other Uses	8190	0	0	0	0
22. Total Other Financing Uses		0	0	0	0
23. TOTAL OTHER FINANCING SOURCES AND (USES) (Line 20 minus Line 23)		0	0	0	0
24. ESTIMATED ENDING FUND BALANCE (Total of Lines 1, 14, 24)		1,363,892	1,363,892	1,363,892	1,363,892

ESTIMATED LIMITATION OF ADMINISTRATIVE COSTS (For Local Use Only)

This is an estimated Limitation of Administrative Costs Worksheet only. It is intended for use during the budgeting process increase of FY2007 to estimate the district's percent budgeted expenditures over FY2006 actual expenditures. Budget information is copied to this page. Insert the prior year estimated actual expenditures to compute the estimated percentage increase (decrease).

The official Limitation of Administrative Costs Worksheet is attached to the end of the Annual Financial Report (ISBE Form 50-35) and may be submitted in conjunction with that report.

An official Limitation of Administrative Costs Worksheet can also be found on the ISBE website at www.isbe.net/sfms/AdminCaps/AdminCaps.htm.

ESTIMATED LIMITATION OF ADMINISTRATIVE COSTS WORKSHEET

School District Name: **Villa Grove CUSD**
 School District Number: **11-021-3020-26**

(Section 17-1.5 of the School Code)

Description	Funct. No.	Estimated Actual Expenditures, Fiscal Year 2006			Budgeted Expenditures, Fiscal Year 2007		
		(10) Educational	(20) Operations & Maintenance	Total	(10) Educational	(20) Operations & Maintenance	Total
1. Executive Administration Services	2320	126,689	0	126,689	133,565	0	133,565
2. Special Area Administration Services	2330	0	0	0	0	0	0
3. Other Support Services - School Administration	2490	0	0	0	0	0	0
4. Direction of Business Support Services	2510	0	0	0	0	0	0
5. Internal Services	2570	0	0	0	0	0	0
6. Direction of Central Support Services	2610	0	0	0	0	0	0
7. Deduct - Early Retirement or Other Pension Obligations Included Above		0	0	0	0	0	0
8. Totals		126,689	0	126,689	133,565	0	133,565
9. Estimated Percent Increase (Decrease) for FY2007 (Budgeted) over FY2006 (Actual)							5%

