

2 0 0 6 - 2 0 0 7

# BUDGET


STATE OF ILLINOIS • COMMUNITY COLLEGE DISTRICT 505



**FILED**

DEC 04 2006

*Mark Shelden*  
CHAMPAIGN COUNTY CLERK



**Parkland College**

2400 West Bradley Avenue • Champaign, Illinois 61821-1899 • 217/351-2200

## TABLE OF CONTENTS

FINANCIAL STATEMENTS	PAGE
Board Resolution	1
Budget Summary for All Funds	2
Operating Funds Revenue	3
Operating Funds Expenditures	4
Education Fund Expenditures	5,6
Operation and Maintenance Fund Expenditures	7
Operation and Maintenance (Restricted) Revenue and Expenditures	8
Auxiliary Enterprises Fund Revenues and Expenditures	9
Restricted Purpose Fund Revenues	10
Restricted Purpose Fund Expenditures	11
Audit Fund Revenues and Expenditures	12
Liability, Protection and Settlement Fund Revenues and Expenditures	13
Trust and Agency Fund Revenues and Expenditures	14
Working Cash Fund Revenues and Expenditures	15
SUPPLEMENTAL STATEMENTS	
Operating Funds Revenue Comparison	16
Operating Funds Expenditure Comparison	17
Equalized Assessed Valuations History	18
Tax Rate History	19
GENERAL INFORMATION	
Fund Definitions	20,21,22
Revenue Definitions	23
Program Definitions	24,25
Expenditure Definitions	26,27

COMMUNITY COLLEGE DISTRICT 505  
(Parkland College)  
2400 West Bradley Avenue  
Champaign, Illinois 61821-1899

Counties of:

Champaign, Coles, DeWitt, Douglas,  
Edgar, Ford, Iroquois, Livingston,  
McLean, Moultrie, Piatt, Vermilion  
and State of Illinois

BUDGET

For Fiscal Year Beginning July 1, 2006, and Ending June 30, 2007


WHEREAS the Board of Trustees of Community College District #505 (Parkland College), Counties of Champaign, Coles, DeWitt, Douglas, Edgar, Ford, Iroquois, Livingston, McLean, Moultrie, Piatt, Vermilion and State of Illinois caused to be prepared, in tentative form, a budget for the fiscal year 2006-2007, and the public had an opportunity to inspect the same for at least 30 days prior to final action thereon;


WHEREAS a public hearing was held on said budget on the 20th day of September, 2006, a notice of said hearing was given at least 30 days prior thereto as required by law, and all other legal requirements have been complied with;

NOW, THEREFORE, Be It Resolved by the Board of Trustees of said Community College District as follows:

Section 1: That the fiscal year of this Community College be and the same as fixed and declared to be July 1, 2006, and ending June 30, 2007.

Section 2: That the following budget which is attached hereto, made a part hereof, and incorporated by reference contains an estimate of the amounts available in each fund as follows: EDUCATION, OPERATION AND MAINTENANCE-OPERATIONAL, OPERATION AND MAINTENANCE-RESTRICTED, AUXILIARY ENTERPRISES, RESTRICTED PURPOSES, WORKING CASH, TRUST AND AGENCY, AUDIT AND LIABILITY, PROTECTION AND SETTLEMENT FUND each separately, and of expenditures from each be and the same is hereby adopted as the budget of this Community College District for the said fiscal year.

ATTEST:  Secretary, Board of Trustees  
Dana Trimble

APPROVED:  Chairman, Board of Trustees  
Linden A. Warfel

September 20, 2006  
Date

GENERAL FUNDS

SPECIAL REVENUE

	Education Fund	Operations and Maintenance Fund	Restricted Purpose Fund	Audit Fund	Liability Protection and Settlement Fund
Beginning Balance (Est)	\$ 5,600,000	\$ 776,000	\$ 100,000	\$ 55,500	\$ 1,196,578
Budgeted Revenues	39,789,890	5,349,322	18,304,235	77,543	2,595,975
Budgeted Expenditures	39,236,537	5,343,546		70,000	2,461,829
Budgeted Transfers from (to) Other Funds	<u>(550,000)</u>				
Budgeted Ending Balance	<u>\$ 5,603,353</u>	<u>\$ 781,776</u>	<u>\$ 100,000</u>	<u>\$ 63,043</u>	<u>\$ 1,330,724</u>

CAPITAL PROJECTS

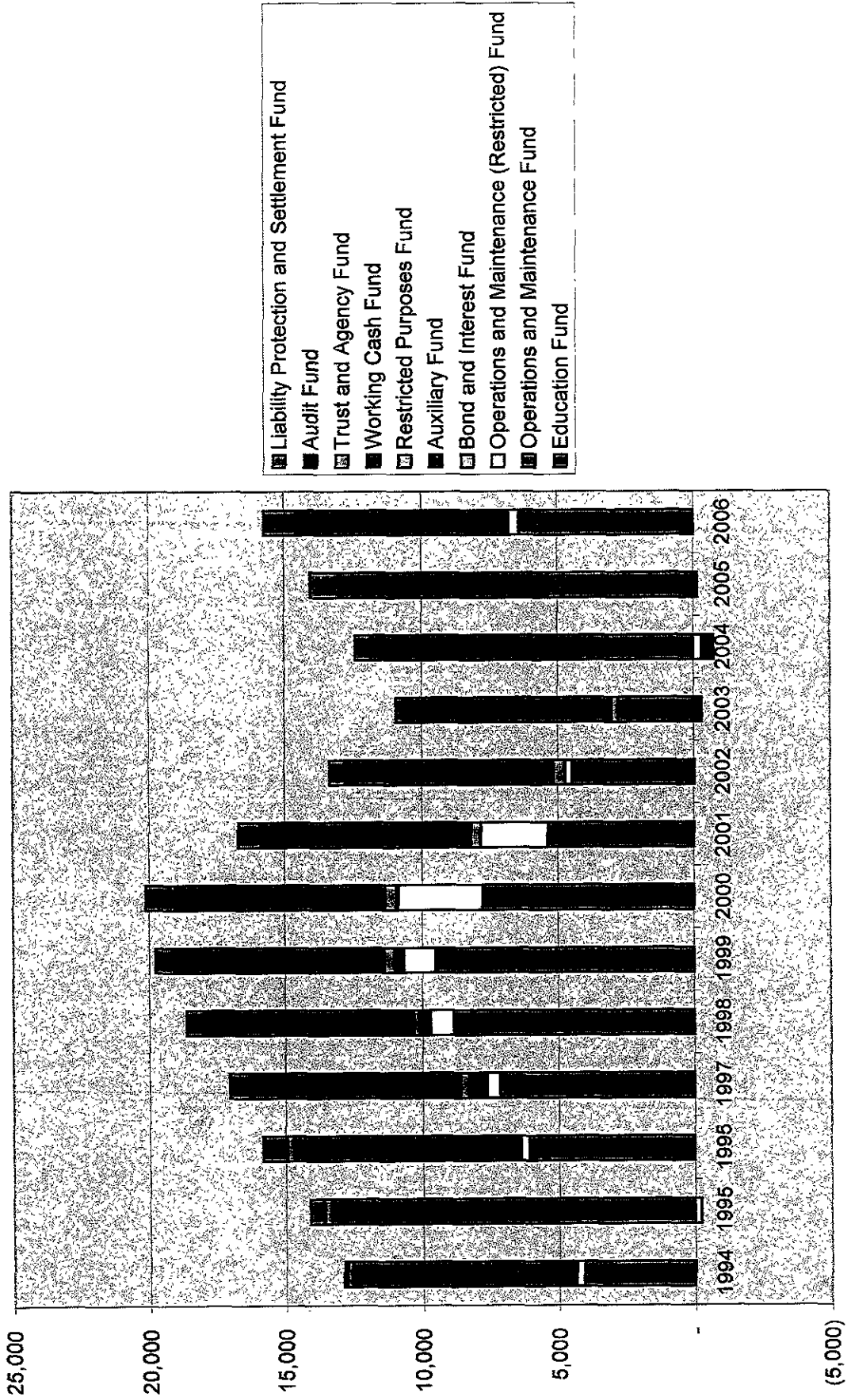
FIDUCIARY FUNDS

	Operations and Maintenance Fund (Restricted)	Auxiliary Enterprises Fund	Trust and Agency Fund	Working Cash Fund
Beginning Balance (Est)	\$ 400,000	\$ -	\$ (642)	\$ 7,600,000
Budgeted Revenues	1,925,673	5,872,000	-	225,000
Budgeted Expenditures	1,925,673	6,187,183	-	-
Budgeted Transfers from (to) Other Funds		<u>775,000</u>		<u>(225,000)</u>
Budgeted Ending Balance	<u>\$ 400,000</u>	<u>\$ 459,817</u>	<u>\$ (642)</u>	<u>\$ 7,600,000</u>


THE OFFICIAL BUDGET WHICH IS ACCURATELY SUMMARIZED IN THIS DOCUMENT WAS APPROVED BY THE BOARD OF TRUSTEES ON SEPTEMBER 20, 2006.

ATTEST:  
  
 SECRETARY, BOARD OF TRUSTEES

# Fund Balances History



# Fund Balances

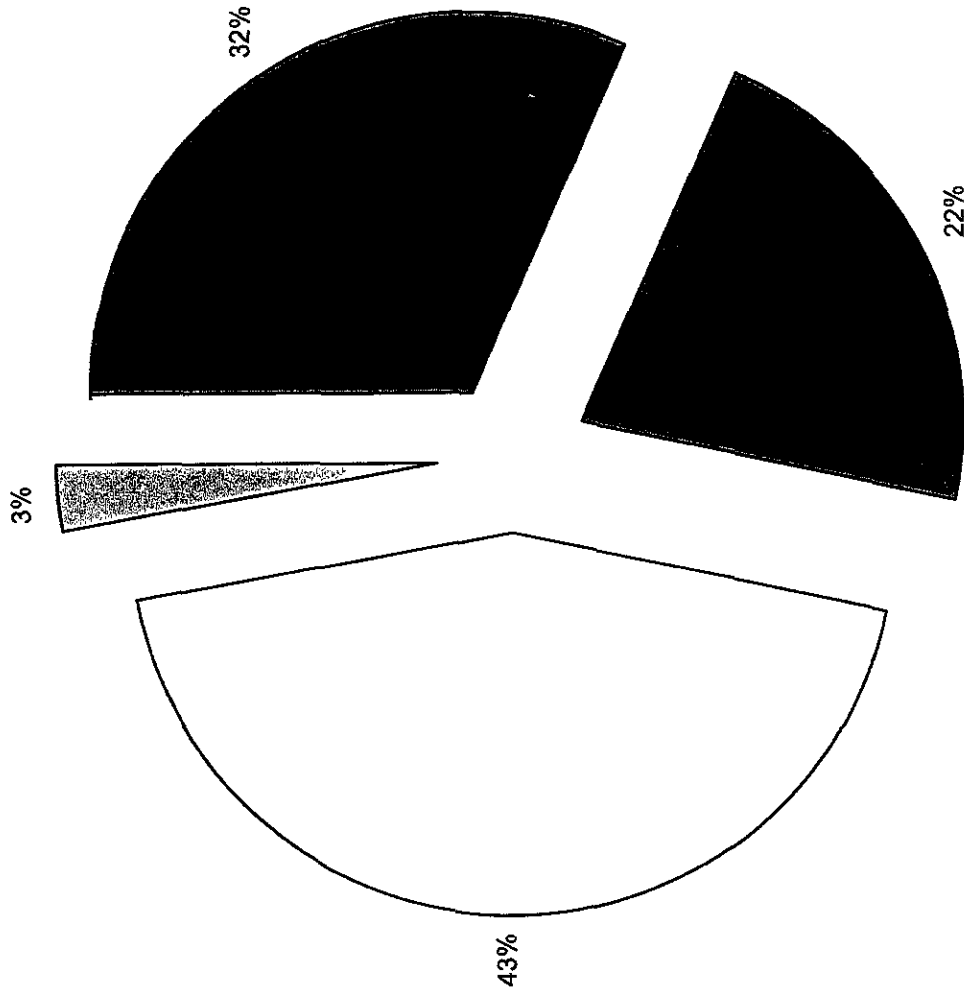


- Education Fund
- Operations and Maintenance Fund
- Operations and Maintenance (Restricted) Fund
- Bond and Interest Fund
- Auxiliary Fund
- Restricted Purposes Fund
- Working Cash Fund
- Trust and Agency Fund
- Audit Fund
- Liability Protection and Settlement Fund

SUMMARY OF FISCAL YEAR 2007 ESTIMATED REVENUES

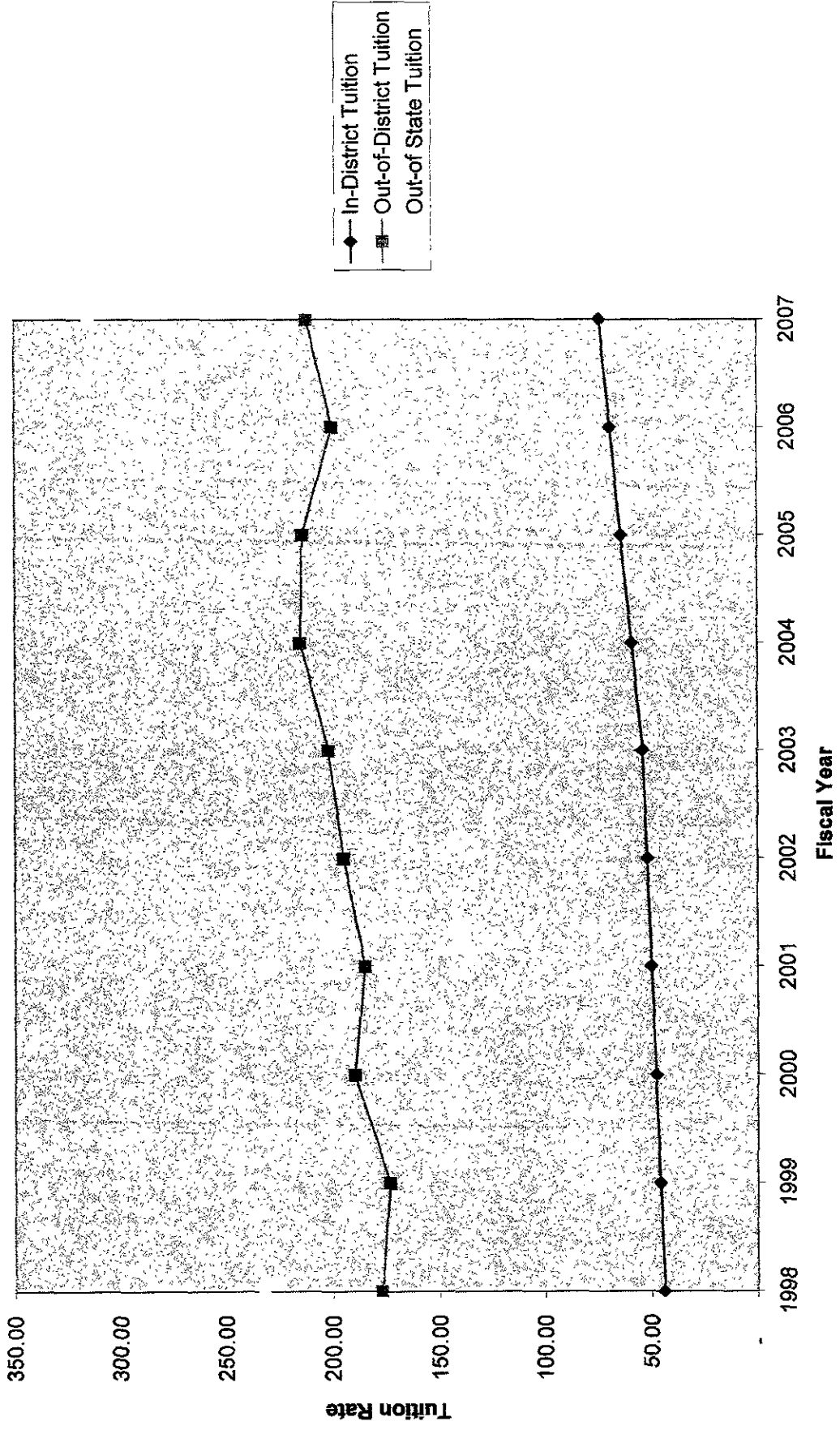
	Education Fund	Operations and Maintenance Fund	Total Operating Funds
<b>OPERATING REVENUES BY SOURCE</b>			
Local Government			
Current Taxes	\$ 9,990,079	\$ 3,835,822	\$ 13,825,901
Back Taxes	10,000	5,000	15,000
Chargeback Revenue	<u>370,000</u>	<u>-</u>	<u>370,000</u>
<b>TOTAL LOCAL GOVERNMENT</b>	<u>10,370,079</u>	<u>3,840,822</u>	<u>14,210,901</u>
State Government			
ICCB Credit Hour Grants	5,031,164	-	5,031,164
ICCB Equalization Grants	2,544,311	-	2,544,311
IBHE Vocational Grant	221,992	-	221,992
Corporate Personal Property Replacement Tax	1,090,000	910,000	2,000,000
Other State Sources	<u>-</u>	<u>-</u>	<u>-</u>
<b>TOTAL STATE GOVERNMENT</b>	<u>8,887,467</u>	<u>910,000</u>	<u>9,797,467</u>
Federal Government			
Other Federal Sources	<u>115,000</u>	<u>-</u>	<u>115,000</u>
<b>TOTAL FEDERAL GOVERNMENT</b>	<u>115,000</u>	<u>-</u>	<u>115,000</u>
Student Tuition and Fees			
Tuition	18,139,844	-	18,139,844
Fees	<u>1,593,000</u>	<u>-</u>	<u>1,593,000</u>
<b>TOTAL TUITION AND FEES</b>	<u>19,732,844</u>	<u>-</u>	<u>19,732,844</u>
Other Sources			
Sale and Service Fees	316,000	-	316,000
Facilities Revenue	-	587,000	587,000
Investment Revenue	298,500	11,500	310,000
Other	<u>70,000</u>	<u>-</u>	<u>70,000</u>
<b>TOTAL OTHER SOURCES</b>	<u>684,500</u>	<u>598,500</u>	<u>1,283,000</u>
<b>TOTAL 2004 BUDGETED REVENUES</b>	<u>\$ 39,789,890</u>	<u>\$ 5,349,322</u>	<u>\$ 45,139,212</u>
Less Non-Operating Items			
Tuition Chargeback	370,000	-	370,000
<b>ADJUSTED REVENUE</b>	<u>\$ 39,419,890</u>	<u>\$ 5,349,322</u>	<u>\$ 44,769,212</u>

Operating Revenues

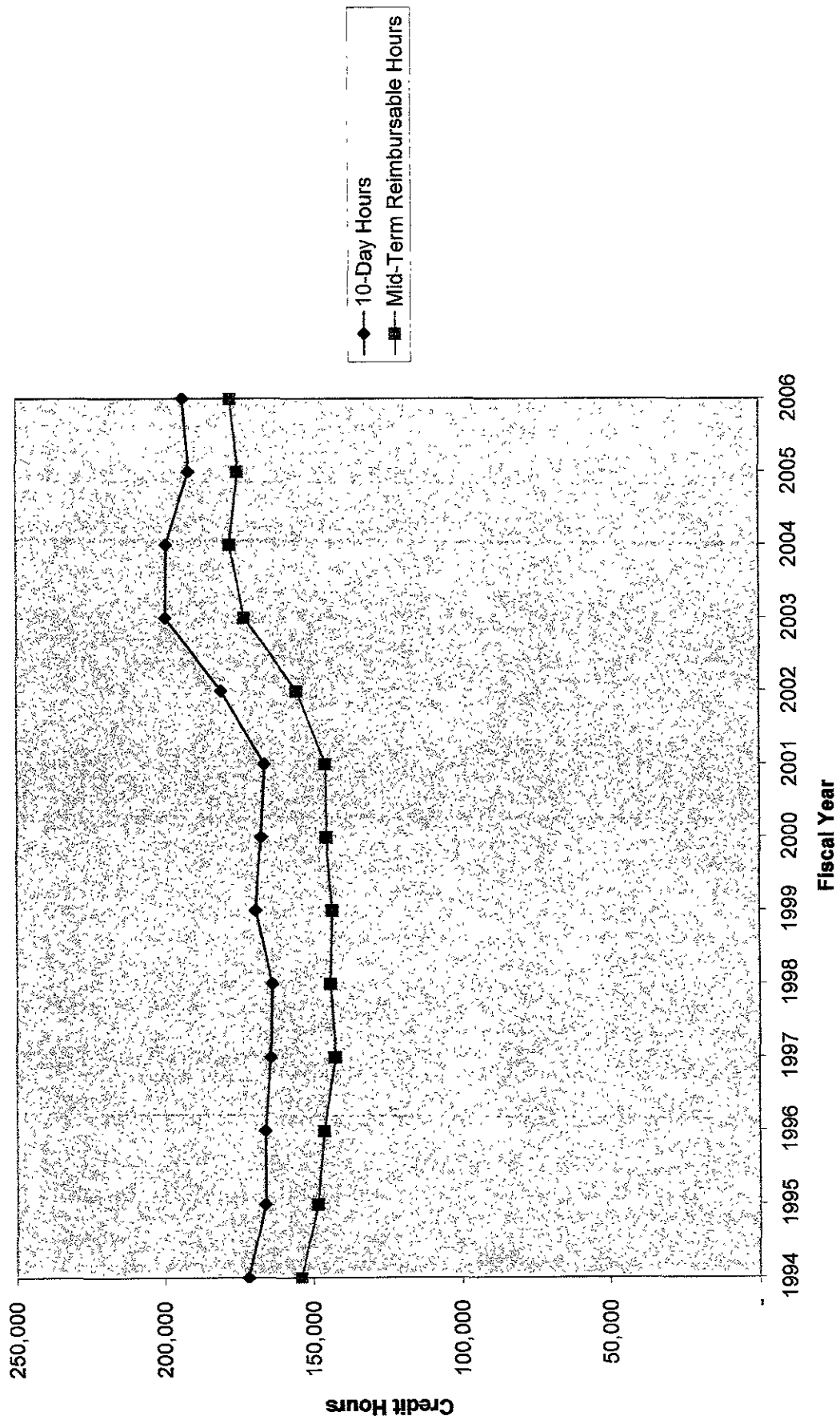


- TOTAL LOCAL GOVERNMENT
- TOTAL STATE GOVERNMENT
- TOTAL TUITION AND FEES
- TOTAL OTHER SOURCES

# Tuition Rates



# Enrollment Hours



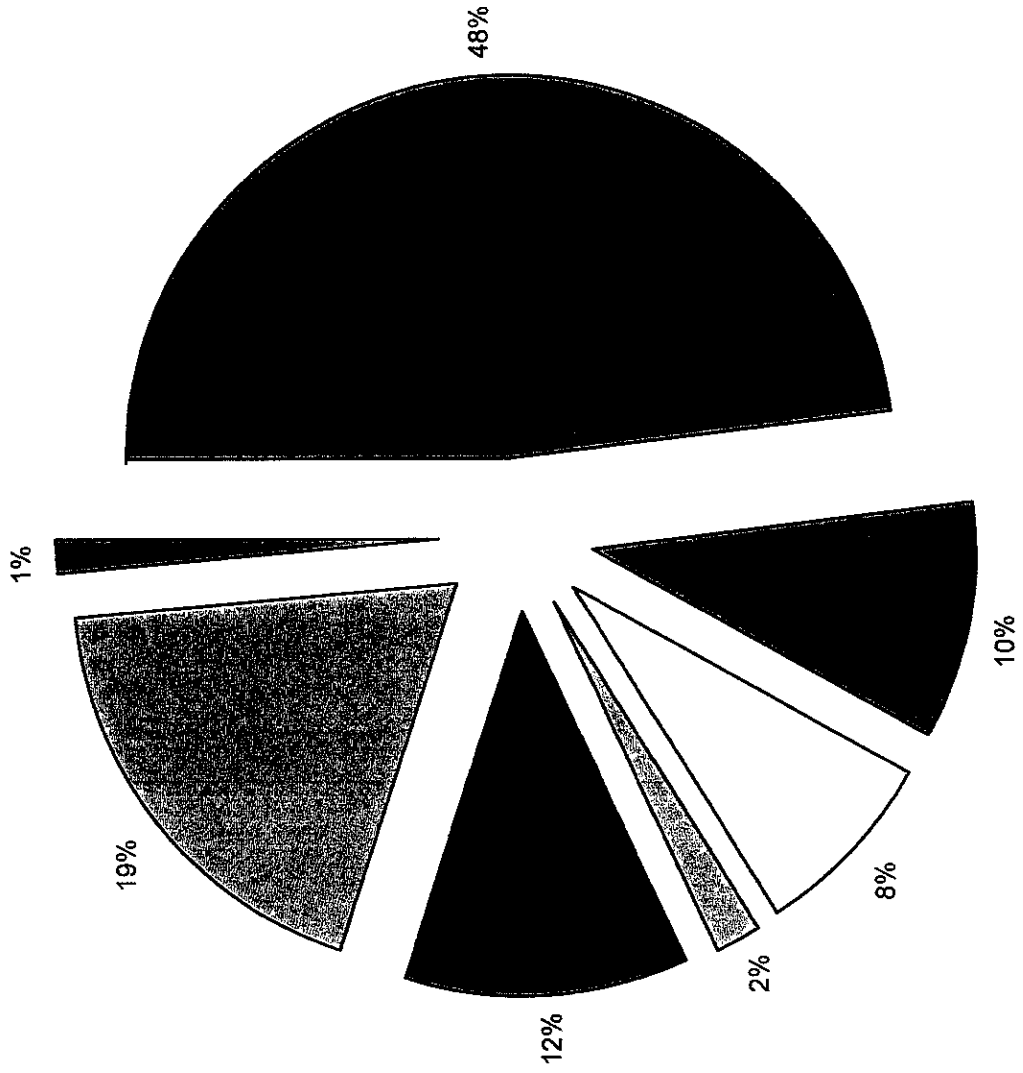
**SUMMARY OF FISCAL YEAR 2007 OPERATING BUDGETED EXPENDITURES**

	<u>Education Fund</u>	<u>Operations and Maintenance Fund</u>	<u>Total Operating Fund</u>
<b><u>BY PROGRAM</u></b>			
Instruction	\$ 21,441,926	\$ -	\$ 21,441,926
Academic Support	4,391,008	-	4,391,008
Student Services	3,659,404	-	3,659,404
Public Service	812,887	-	812,887
Operation and Maintenance of Plant	-	5,313,547	5,313,547
General Administration	8,311,312	-	8,311,312
Institutional Support	<u>620,000</u>	<u>30,000</u>	<u>650,000</u>
<b>TRANSFERS</b>	<b>775,000</b>	<b>-</b>	<b>775,000</b>
<b>TOTAL 2007 BUDGETED EXPENDITURES</b>	<b><u>\$ 40,011,537</u></b>	<b><u>\$ 5,343,547</u></b>	<b><u>\$ 45,355,084</u></b>
Less Nonoperating Items			
Tuition Chargeback	40,000	-	40,000
<b>ADJUSTED EXPENDITURES</b>	<b><u>\$ 39,971,537</u></b>	<b><u>\$ 5,343,547</u></b>	<b><u>\$ 45,315,084</u></b>

**BY OBJECT**

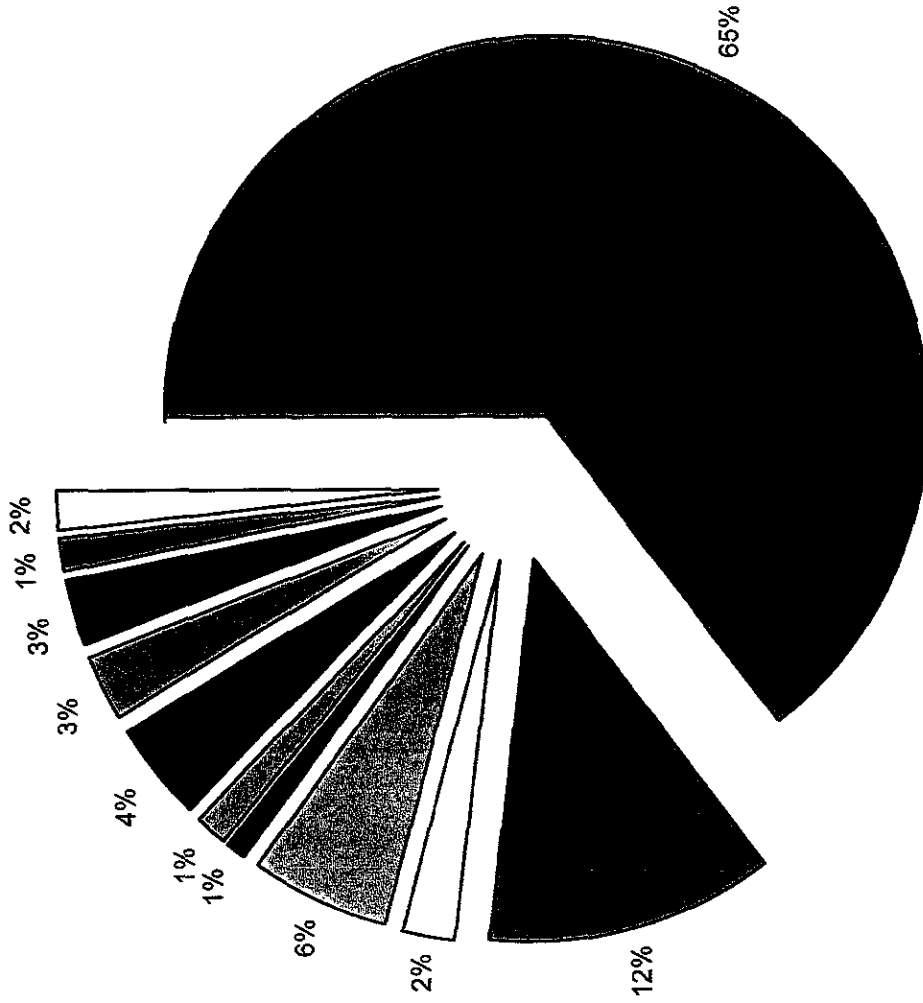
Salaries	27,932,419	1,454,717	29,387,136
Employee Benefits	5,058,466	468,180	5,526,646
Contractual Services	624,400	413,000	1,037,400
General Materials & Supplies	2,079,910	459,750	2,539,660
Conference & Meeting Expense	419,864	9,900	429,764
Fixed Charges	477,040	123,500	600,540
Utilities	10,100	1,967,500	1,977,600
Capital Outlay	795,588	417,000	1,212,588
Other	1,218,750	-	1,218,750
Provision for Contingency	<u>620,000</u>	<u>30,000</u>	<u>650,000</u>
<b>TRANSFERS</b>	<b>775,000</b>	<b>-</b>	<b>775,000</b>
<b>TOTAL 2007 BUDGETED EXPENDITURES</b>	<b><u>\$ 40,011,537</u></b>	<b><u>\$ 5,343,547</u></b>	<b><u>\$ 45,355,084</u></b>
Less Nonoperating Items			
Tuition Chargeback	40,000	-	40,000
<b>ADJUSTED EXPENDITURES</b>	<b><u>\$ 39,971,537</u></b>	<b><u>\$ 5,343,547</u></b>	<b><u>\$ 45,315,084</u></b>

# Operating Expenses by Program



- Instruction
- Academic Support
- Student Services
- Public Service
- Operation and Maintenance of Plant
- General Administration
- Institutional Support

### Operating Expenses by Object



- Salaries
- Employee Benefits
- Contractual Services
- General Materials & Supplies
- Conference & Meeting Expense
- Fixed Charges
- Utilities
- Capital Outlay
- Other
- Provision for Contingency
- TRANSFERS

FISCAL YEAR 2007 BUDGETED EXPENDITURES

<u>EDUCATION FUND</u>	<u>Appropriations</u>	<u>Totals</u>
<b>INSTRUCTION</b>		
Salaries	\$ 17,789,035	
Employee Benefits	2,504,136	
Contractual Services	253,480	
General Materials and Supplies	753,355	
Conference and Meeting Expense	128,450	
Fixed Charges	8,320	
Capital Outlay	-	
Other	<u>5,150</u>	\$ 21,441,926
 <b>ACADEMIC SUPPORT</b>		
Salaries	2,594,978	
Employee Benefits	351,397	
Contractual Services	224,050	
General Materials and Supplies	358,595	
Conference and Meeting Expense	98,400	
Fixed Charges	15,500	
Capital Outlay	718,088	
Other	<u>30,000</u>	\$ 4,391,008
 <b>STUDENT SERVICES</b>		
Salaries	2,769,798	
Employee Benefits	667,591	
Contractual Services	52,230	
General Materials and Supplies	118,035	
Conference and Meeting Expense	39,250	
Fixed Charges	-	
Capital Outlay	-	
Other	<u>12,500</u>	\$ 3,659,404
 <b>PUBLIC SERVICE</b>		
Salaries	603,394	
Employee Benefits	120,073	
Contractual Services	6,575	
General Materials and Supplies	57,625	
Conference and Meeting Expense	3,300	
Fixed Charges	3,220	
Capital Outlay	16,000	
Other	<u>2,700</u>	\$ 812,887

FISCAL YEAR 2007 BUDGETED EXPENDITURES

<u>EDUCATION FUND</u>	<u>Appropriations</u>	<u>Totals</u>
<b>GENERAL ADMINISTRATION</b>		
Salaries	4,175,212	
Employee Benefits	1,415,271	
Contractual Services	88,065	
General Materials and Supplies	792,300	
Conference and Meeting Expense	150,464	
Fixed Charges	450,000	
Utilities	-	
Capital Outlay	61,500	
Other	<u>1,178,500</u>	\$ 8,311,312
 <b>INSTITUTIONAL SUPPORT</b>		
Salaries	-	
Employee Benefits	-	
Contractual Services	-	
General Materials and Supplies	-	
Conference and Meeting Expense	-	
Fixed Charges	-	
Capital Outlay	-	
Other	-	
Provision for Contingency	<u>620,000</u>	<u>\$ 620,000</u>
 <b>TRANSFERS</b>		 <u>\$ 775,000</u>
 <b>GRAND TOTAL</b>		 <u><u>\$ 40,011,537</u></u>

FISCAL YEAR 2007 BUDGETED EXPENDITURES

<u>OPERATIONS AND MAINTENANCE FUND</u>	<u>Appropriations</u>	<u>Totals</u>
<b>OPERATION AND MAINTENANCE OF PLANT</b>		
Salaries	1,454,717	
Employee Benefits	468,180	
Contractual Services	413,000	
General Materials and Supplies	459,750	
Conference and Meeting Expense	9,900	
Fixed Charges	123,500	
Utilities	1,967,500	
Capital Outlay	417,000	
Other	-	\$ 5,313,547
 <b>GENERAL ADMINISTRATION</b>		
Salaries	-	
Employee Benefits	-	
Contractual Services	-	
General Materials and Supplies	-	
Conference and Meeting Expense	-	
Fixed Charges	-	
Capital Outlay	-	
Other	-	
Provision for Contingency	<u>30,000</u>	\$ 30,000
 <b>TRANSFERS</b>		
<b>GRAND TOTAL</b>		<u>\$ 5,343,547</u>

FISCAL YEAR 2007 BUDGETED REVENUES

<u>OPERATIONS AND MAINTENANCE FUND</u> <u>( RESTRICTED )</u>	<u>Revenues</u>	<u>Totals</u>
Local Government Sources	\$ 1,924,673	
State Government Sources	-	
Other Sources		
Investment Revenue	1,000	
TRANSFERS	<u>-</u>	
GRAND TOTAL		<u>\$ 1,925,673</u>

FISCAL YEAR 2007 BUDGETED EXPENDITURES

<u>OPERATIONS AND MAINTENANCE FUND</u> <u>( RESTRICTED )</u>	<u>Appropriations</u>	<u>Totals</u>
INSTITUTIONAL SUPPORT		
Capital Projects	<u>\$ 1,925,673</u>	
GRAND TOTAL		<u>\$ 1,925,673</u>

FISCAL YEAR 2007 BUDGETED REVENUES

<u>AUXILIARY ENTERPRISES FUND</u>	<u>Revenues</u>	<u>Totals</u>
State Sources	\$ 85,000	
Sales and Service Fee Sources	5,005,000	
Student Tuition Fees	777,000	
Investment Revenue Sources	1,000	
Other Sources	<u>4,000</u>	
GRAND TOTAL		<u>\$ 5,872,000</u>

FISCAL YEAR 2007 BUDGETED EXPENDITURES

<u>AUXILIARY ENTERPRISES FUND</u>	<u>Appropriations</u>	<u>Totals</u>
Salaries	1,295,793	
Employee Benefits	254,562	
Contractual Services	341,711	
General Materials and Supplies	3,084,798	
Conference and Meeting Expense	121,674	
Fixed Charges	855,200	
Utilities	23,211	
Capital Outlay	5,000	
Other	<u>205,234</u>	
GRAND TOTAL		<u>\$ 6,187,183</u>

FISCAL YEAR 2007 BUDGETED REVENUES

<u>RESTRICTED PURPOSES FUND</u>	<u>Revenues</u>	<u>Totals</u>
State Governmental Sources		
ICCB Other Additional Equipment Grant	\$ 180,000	
ICCB Student Success Special Pops Grant	89,878	
ICCB Education to Careers Grant	-	
ICCB Welfare to Work Grant	-	
ICCB Technology Support Grant	-	
ICCB Technical Skills Enhancement Grant	-	
ICCB P-16 Accelerated College Grant	50,000	
ICCB Online Grant	-	
ICCB Workforce Development Bus & Ind Grant	89,357	
ICCB Other Grant Sources	1,100,000	
ISBE Grants	1,400,000	
Other State Sources	<u>550,000</u>	\$ 3,459,235
Federal Government Sources		
Department of Education Financial Aid	1,105,000	
Department of Education Restricted Grants	13,070,000	
Other Federal Sources	<u>45,000</u>	\$ 14,220,000
Other Sources		
Other Restricted Revenues	150,000	
Investment Revenue	-	
Facility Rental	<u>475,000</u>	\$ 625,000
GRAND TOTAL		<u>\$ 18,304,235</u>

FISCAL YEAR 2007 BUDGETED EXPENDITURES

<u>RESTRICTED PURPOSES FUND</u>	<u>Appropriations</u>	<u>Totals</u>
<b>INSTRUCTION</b>		
Salaries	\$ 400,000	
Employee Benefits	80,000	
Contractual Services	175,000	
General Materials and Supplies	175,000	
Conference and Meeting Expense	25,000	
Fixed Charges	-	
Utilities	-	
Capital Outlay	180,000	
Other	-	
	<hr/>	\$ 1,035,000
<b>ACADEMIC SUPPORT</b>		
Salaries	\$ 600,000	
Employee Benefits	120,000	
Contractual Services	700,000	
General Materials and Supplies	100,000	
Conference and Meeting Expense	95,000	
Fixed Charges	50,000	
Utilities	25,000	
Capital Outlay	135,000	
Other	-	
	<hr/>	\$ 1,825,000
<b>STUDENT SERVICES</b>		
Salaries	800,000	
Employee Benefits	160,000	
Contractual Services	30,000	
General Materials and Supplies	62,500	
Conference and Meeting Expense	20,000	
Capital Outlay	15,000	
Other	-	
	<hr/>	\$ 1,087,500
<b>PUBLIC SERVICE</b>		
Salaries	300,000	
Employee Benefits	60,000	
Contractual Services	200,000	
General Materials and Supplies	115,000	
Conference and Meeting Expense	100,000	
Fixed Charges	390,000	
Utilities	21,000	
Capital Outlay	20,000	
Other	80,735	
	<hr/>	\$ 1,286,735
<b>INSTITUTIONAL SUPPORT</b>		
Other Financial Aid	13,070,000	
	<hr/>	\$ 13,070,000
<b>GRAND TOTAL</b>		<u><u>\$ 18,304,235</u></u>

FISCAL YEAR 2007 BUDGETED REVENUES

<u>AUDIT FUND</u>	<u>Revenues</u>	<u>Totals</u>
Local Governmental Sources		
Current Taxes	\$ 77,443	
Other Sources		
Investment Revenue	<u>100</u>	
GRAND TOTAL		<u>\$ 77,543</u>

FISCAL YEAR 2007 BUDGETED EXPENDITURES

<u>AUDIT FUND</u>	<u>Appropriations</u>	<u>Totals</u>
Institutional Support		
Contractual Services	<u>\$ 70,000</u>	
GRAND TOTAL		<u>\$ 70,000</u>

FISCAL YEAR 2007 BUDGETED REVENUES

<u>LIABILITY, PROTECTION AND SETTLEMENT FUND</u>	<u>Revenues</u>	<u>Totals</u>
Local Governmental Sources		
Current Taxes	\$2,590,975	
Back Taxes	2,500	
Other Sources		
Investment Revenue	<u>2,500</u>	
GRAND TOTAL		<u>\$2,595,975</u>

FISCAL YEAR 2007 BUDGETED EXPENDITURES

<u>LIABILITY, PROTECTION AND SETTLEMENT FUND</u>	<u>Appropriations</u>	<u>Total</u>
Institutional Support		
Salaries	\$ 976,754	
Employee Benefits	930,275	
Contractual Services	90,000	
General Materials and Supplies	75,000	
Conference and Meeting Expenses	9,900	
Fixed Charges	329,000	
Capital Outlay	40,000	
Other	<u>10,900</u>	
GRAND TOTAL		<u>\$2,461,829</u>

FISCAL YEAR 2007 BUDGETED REVENUES

<u>TRUST AND AGENCY FUND</u>	<u>Revenues</u>	<u>Totals</u>
Local Governmental Sources		
College Funds	\$ -	
Federal Sources		
Department of Education	-	
Other Sources		
Loan Collections	-	
GRAND TOTAL		<u>\$ -</u>

FISCAL YEAR 2007 BUDGETED EXPENDITURES

<u>TRUST AND AGENCY FUND</u>	<u>Appropriations</u>	<u>Total</u>
Institutional Support		
Salaries	\$ -	
Scholarships	-	
GRAND TOTAL		<u>\$ -</u>

FISCAL YEAR 2007 BUDGETED REVENUES

<u>WORKING CASH FUND</u>	<u>Revenues</u>	<u>Totals</u>
Other Sources		
Investment Revenue	<u>\$ 225,000</u>	
GRAND TOTAL		<u>\$ 225,000</u>

FISCAL YEAR 2007 BUDGETED EXPENDITURES

<u>WORKING CASH FUND</u>	<u>Appropriations</u>	<u>Total</u>
TRANSFERS	<u>\$ 225,000</u>	
GRAND TOTAL		<u>\$ 225,000</u>

OPERATING FUNDS REVENUE COMPARISON

	<u>2005-2006 BUDGET</u>	<u>2006-2007 BUDGET</u>	<u>INCREASE (DECREASE)</u>
<b>OPERATING REVENUES BY SOURCE</b>			
<b>Local Government</b>			
Current Taxes	\$ 12,985,161	\$ 13,825,901	6.47%
Back Taxes	15,000	15,000	0.00%
Chargeback Revenue	<u>370,000</u>	<u>370,000</u>	0.00%
<b>TOTAL LOCAL GOVERNMENT</b>	<u>13,370,161</u>	<u>14,210,901</u>	6.29%
<b>State Government</b>			
ICCB Credit Hour Grants	5,265,693	5,031,164	-4.45%
ICCB Equalization Grants	2,704,249	2,544,311	-5.91%
IBHE Vocational Grant	221,992	221,992	0.00%
Corporate Personal Property Replacement Tax	<u>1,300,000</u>	<u>2,000,000</u>	53.85%
<b>TOTAL STATE GOVERNMENT</b>	<u>9,491,934</u>	<u>9,797,467</u>	3.22%
<b>Federal Government</b>			
Other Federal Sources	<u>115,000</u>	<u>115,000</u>	0.00%
<b>TOTAL FEDERAL SOURCES</b>	<u>115,000</u>	<u>115,000</u>	0.00%
<b>Student Tuition and Fees</b>			
Tuition	16,930,043	18,139,844	7.15%
Fees	<u>1,512,512</u>	<u>1,593,000</u>	5.32%
<b>TOTAL TUITION AND FEES</b>	<u>18,442,555</u>	<u>19,732,844</u>	7.00%
<b>Other Sources</b>			
Sale and Service Fees	259,500	316,000	21.77%
Facilities Revenue	553,500	587,000	6.05%
Investment Revenue	180,000	310,000	72.22%
Other	<u>50,000</u>	<u>70,000</u>	40.00%
<b>TOTAL OTHER SOURCES</b>	<u>1,043,000</u>	<u>1,283,000</u>	23.01%
<b>TOTAL BUDGETED REVENUES</b>	<u>\$ 42,462,650</u>	<u>\$ 45,139,212</u>	6.30%
Less Non-Operating Items			
Tuition Chargeback	370,000	370,000	0.00%
<b>ADJUSTED REVENUE</b>	<u>\$ 42,092,650</u>	<u>\$ 44,769,212</u>	6.36%

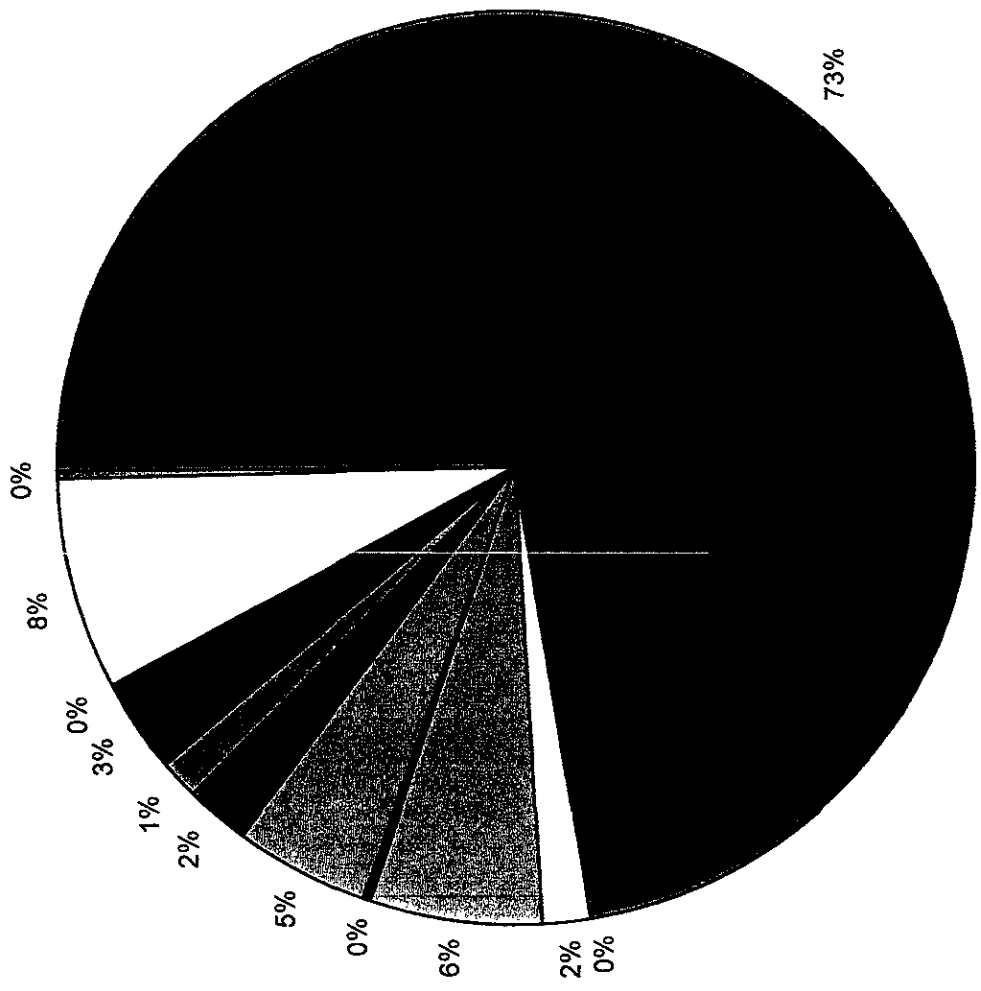
OPERATING FUND EXPENDITURES COMPARISON

	2005-2006 BUDGET	2006-2007 BUDGET	% OF INCREASE (DECREASE)
<b><u>BY PROGRAM</u></b>			
Instruction	20,588,222	\$ 21,441,926	4.15%
Academic Support	3,851,433	4,391,008	14.01%
Student Services	3,577,251	3,659,404	2.30%
Public Service	773,105	812,887	5.15%
Operation and Maintenance of Plant	4,703,766	5,313,547	12.96%
General Administration	7,805,505	8,311,312	6.48%
Institutional Support	<u>550,000</u>	<u>650,000</u>	18.18%
TRANSFERS	700,000	775,000	10.71%
TOTAL BUDGETED EXPENDITURES	<u>\$ 42,549,282</u>	<u>\$ 45,355,084</u>	6.59%
Less Nonoperating Items			
Tuition Chargeback	40,000	40,000	0.00%
ADJUSTED EXPENDITURES	<u>\$ 42,509,282</u>	<u>\$ 45,315,084</u>	6.60%
<b><u>BY OBJECT</u></b>			
Salaries	28,032,078	29,387,136	4.83%
Employee Benefits	5,099,115	5,526,646	8.38%
Contractual Services	989,401	1,037,400	4.85%
General Materials & Supplies	2,546,437	2,539,660	-0.27%
Conference & Meeting Expense	357,817	429,764	20.11%
Fixed Charges	607,291	600,540	-1.11%
Utilities	1,670,200	1,977,600	18.40%
Capital Outlay	800,122	1,212,588	51.55%
Other	1,196,821	1,218,750	1.83%
Provision for Contingency	<u>550,000</u>	<u>650,000</u>	18.18%
TRANSFERS	700,000	775,000	10.71%
TOTAL BUDGETED EXPENDITURES	<u>\$ 42,549,282</u>	<u>\$ 45,355,084</u>	6.59%
Less Nonoperating Items			
Tuition Chargeback	40,000	40,000	0.00%
ADJUSTED EXPENDITURES	<u>\$ 42,509,282</u>	<u>\$ 45,315,084</u>	6.60%

PARKLAND COLLEGE EQUALIZED ASSESSED VALUATIONS

COUNTY	TAX YEAR 1999	TAX YEAR 2000	TAX YEAR 2001	TAX YEAR 2002	TAX YEAR 2003	TAX YEAR 2004	TAX YEAR 2005	PER CENT CHANGE
CHAMPAIGN	2,019,228,331	2,146,637,370	2,249,225,082	2,356,567,402	2,485,411,067	2,610,703,920	2,827,890,748	8.32%
COLES	7,667,234	7,963,015	7,340,829	6,757,851	6,225,361	6,416,722	5,963,210	-7.07%
DEWITT	63,062,951	64,509,268	63,263,081	62,963,494	61,241,631	58,542,203	57,235,909	-2.23%
DOUGLAS	202,275,115	213,927,173	213,873,061	212,081,194	211,719,753	205,222,157	208,085,929	1.40%
EDGAR	3,399,762	3,506,564	3,229,642	2,975,138	2,750,598	2,550,230	2,359,397	-7.48%
FORD	168,626,119	169,740,151	170,049,562	170,518,292	169,817,255	163,136,913	166,210,215	1.88%
IROQUOIS	68,860,914	68,916,644	69,704,262	70,121,443	68,855,261	70,068,302	70,565,997	0.71%
LIVINGSTON	54,196,144	54,830,620	52,434,825	51,161,150	49,889,515	48,636,918	50,467,263	3.76%
MCGLEAN	111,727,549	112,612,138	110,717,051	112,238,854	111,964,618	112,013,505	111,280,992	-0.65%
MOULTRIE	3,808,900	4,120,557	3,821,243	3,570,168	3,302,506	3,058,323	2,828,750	-7.51%
PIATT	227,915,274	241,106,057	243,761,308	247,128,738	258,267,102	252,425,217	260,450,144	3.18%
VERMILION	<u>11,335,316</u>	<u>11,755,423</u>	<u>11,153,861</u>	<u>10,628,076</u>	<u>10,463,662</u>	<u>9,759,669</u>	<u>9,376,245</u>	-3.93%
TOTALS	<u>2,942,103,609</u>	<u>3,099,624,980</u>	<u>3,198,573,807</u>	<u>3,306,711,800</u>	<u>3,439,908,329</u>	<u>3,542,534,079</u>	<u>3,772,714,799</u>	6.50%

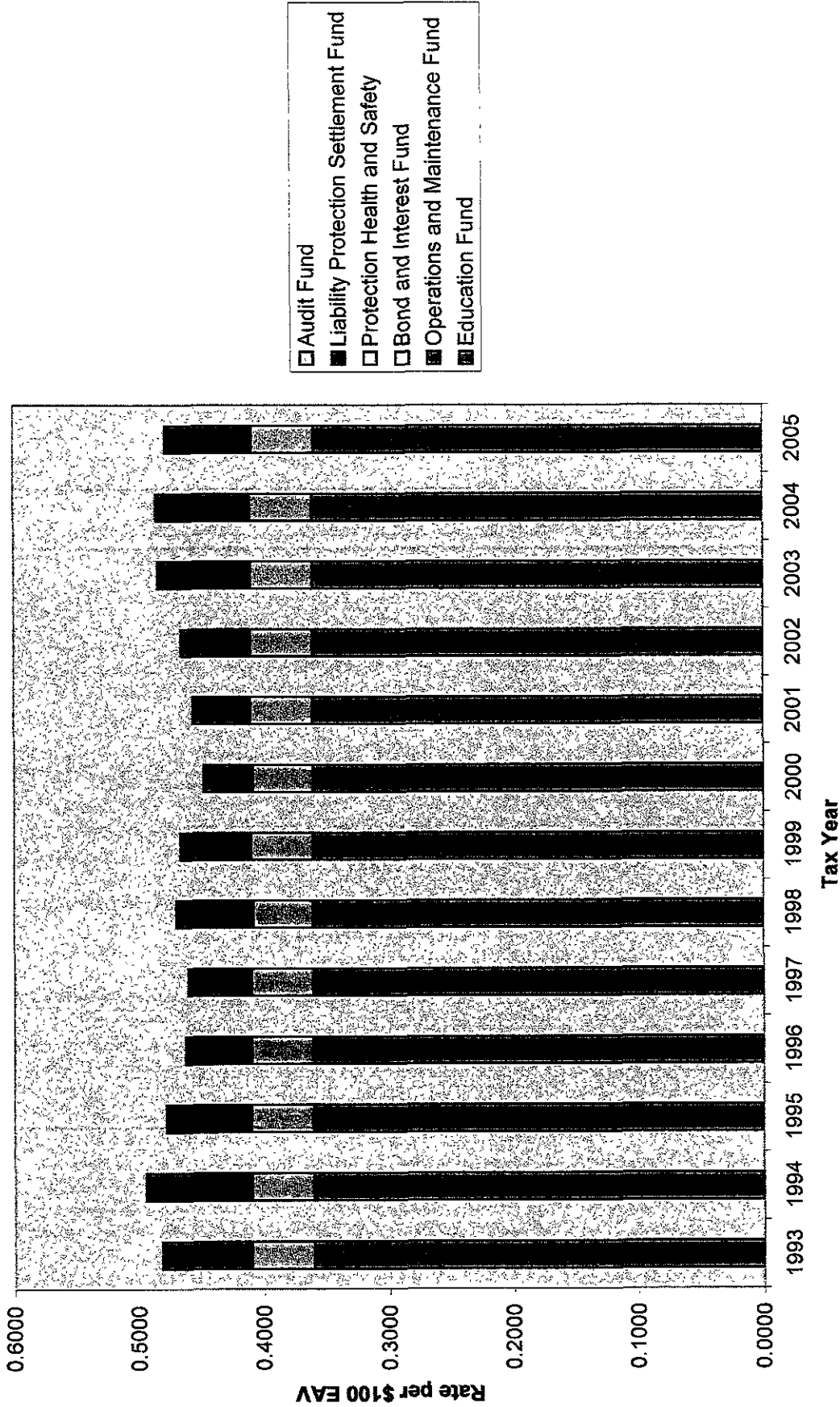
2005  
Tax Year EAV



PARKLAND COLLEGE TAX RATES

	TAX YEAR 1999	TAX YEAR 2000	TAX YEAR 2001	TAX YEAR 2002	TAX YEAR 2003	TAX YEAR 2004	TAX YEAR 2005	CHANGE
<b>OPERATING FUNDS LEVIES</b>								
Education Fund	0.2600	0.2600	0.2600	0.2600	0.2600	0.2600	0.2591	-0.34%
Operation and Maintenance Fund	0.1000	0.1000	0.1000	0.1000	0.1000	0.1000	0.0996	-0.45%
<b>DEBT RETIREMENT LEVIES</b>								
Bond and Interest Fund	0.0000	0.0000	0.0000	0.0000	0.0000	0.0000	0.0000	0.00%
<b>SPECIAL LEVIES</b>								
Audit	0.0012	0.0008	0.0012	0.0014	0.0021	0.0021	0.0020	-3.96%
Tort Liability	0.0365	0.0225	0.0250	0.0287	0.0436	0.0449	0.0408	-9.97%
Property Insurance	0.0051	0.0048	0.0062	0.0091	0.0087	0.0085	0.0087	1.96%
Medicare	0.0102	0.0089	0.0101	0.0121	0.0116	0.0118	0.0107	-10.18%
State Unemployment	0.0012	0.0008	0.0009	0.0009	0.0022	0.0006	0.0005	-17.65%
Worker's Compensation	0.0017	0.0008	0.0022	0.0030	0.0056	0.0068	0.0065	-4.62%
Protection, Health and Safety	0.0500	0.0483	0.0500	0.0500	0.0500	0.0500	0.0498	-0.32%
<b>TOTAL TAX RATE</b>	<b>0.4659</b>	<b>0.4469</b>	<b>0.4556</b>	<b>0.4652</b>	<b>0.4838</b>	<b>0.4847</b>	<b>0.4778</b>	<b>-1.45%</b>

# Tax Rate History



ILLINOIS COMMUNITY COLLEGE BOARD

DEFINITIONS

Illinois Community College Board

FUND DEFINITIONS

Financial administration requires that each transaction be identified for administrative and accounting purposes. The first identification is by "fund" which is an independent fiscal and accounting entity, requiring its own set of books in accordance with special regulations, restrictions and limitations that earmark each fund for a specific activity or for attaining certain objectives. Each fund must be so accounted for that the identity of its resources and obligations and its revenues and expenditures is continually maintained.

Education Fund

The Education Fund is established by Section 3-1 of the Illinois Public Community College Act and is the most active of those maintained by the College. All transactions which relate directly to the instructional program are recorded here along with transactions involving Academic Support, Student Services, Public Services, General Administration and Institutional Support. The sources of revenue credited to the Education Fund are local Education Fund tax levies, student tuition, state support, out-of-district chargebacks, state and federal monies for reimbursable programs and other revenue.

Operations and Maintenance Fund--Operational

The Operations and Maintenance Fund is established by Section 3-1 and Section 3-20.3 of the Illinois Public Community College Act and is used to account for expenditures resulting from facilities improvements and operation and maintenance of plant. Local Operations and Maintenance Fund tax levies and Corporate Personal Property Replacement Taxes provide the primary means of financing the operation of this fund.

Operations and Maintenance Fund--(Restricted)

This fund is used to account for monies restricted for building purposes and site acquisition.

It is suggested that Protection, Health, and Safety levies; Building Bond Proceeds; Repair and Renovation Grants; and accumulation monies restricted from the Operations and Maintenance levy for building purposes be accounted for in a series of self-balancing accounts in this fund.

Bond and Interest Fund

The Bond and Interest Fund is established by Section 3A-1 of the Illinois Public Community College Act. This fund is used to account for payment of principal, interest, and related charges on any outstanding bonds. Debt service for each bond issue must be accounted for separately using a group of self-balancing accounts within the fund.

Illinois Community College Board

FUND DEFINITIONS

(Continued)

Auxiliary Enterprises Fund

The Auxiliary Enterprises Fund is established by Section 3-31.1 of the Illinois Public Community College Act and accounts for college services where a fee is charged to students/staff. Each enterprise/service should be accounted for separately using a group of self-balancing accounts within the fund. Examples of accounts in this fund include food services, student stores, and intercollegiate athletics.

Only monies over which the institution has complete control should be included in this fund. Subsidies for auxiliary services by the Education Fund should be shown as transfers to the appropriate account.

Restricted Purposes Fund

The Restricted Purposes Fund, established by ICCB Rules 1501.508 and 1501.509, is for the purpose of accounting for monies that have restrictions regarding their use. Each specific project should be accounted for separately using a complete group of self-balancing accounts within the Restricted Purposes Fund. Care should be taken in establishing each group of self-balancing accounts so that the accounting and reporting requirements of the grantor are met. If the grantor provides an accounting manual, it should be followed for the group of self-balancing accounts. ICCB grants which should be accounted for in this fund include the advanced technology equipment grant, special populations grant, economic development grant, and retirees health insurance grant.

Working Cash Fund

The Working Cash Fund is established by Section 3-33.1 of the Illinois Public Community College Act. This fund is first established without voter approval by resolution of the local board of trustees for the purpose of enabling the district to have on hand at all times sufficient cash to meet the demands for ordinary and necessary expenditures. Additional bonds may be issued, without voter approval, in an amount or amounts not to exceed in the aggregate 75 percent of the total tax extension from the authorized maximum rates for the Education Fund and the Operations and Maintenance Fund combined, plus 75 percent of last known corporate personal property replacement tax allocation.

This fund is used to account for the proceeds of working cash bonds. By making temporary transfers, the Working Cash Fund is used as a source of working capital by other funds. Such temporary transfers assist operating funds in meeting the demands for ordinary and necessary expenditures during periods of temporary low cash balances. Payments for the principal or interest of working cash bonds should be made from the Bond and Interest Fund. (Section 3-33.1 through Section 3-33.6 of the Illinois Public Community College Act relate to various provisions for the Working Cash Fund.)

Illinois Community College Board

FUND DEFINITIONS

(Continued)

Trust and Agency Fund

The Trust and Agency Fund, established by Section 3-27c of the Illinois Public Community College Act, is used to receive and hold funds when the college serves as a custodian or fiscal agent for another body. The college has an agency rather than a beneficial interest in these monies. Each agency's monies should be accounted for by a complete group of self-balancing accounts, or sub-fund, within this fund. College club monies, for example, should be accounted for in this fund.

Audit Fund

The Audit Fund is established by Chapter 85, Section 709 of Illinois Revised Statutes for recording the payment of auditing expenses. The audit tax levy should be recorded in this fund, and monies in this fund only should be used for the payment of auditing expenses.

Liability, Protection and Settlement Fund

This fund is established pursuant to Chapter 85, Section 9-107 and Chapter 108 1/2, Section 21-110.1 of the Illinois Revised Statutes. The tort liability, property insurance, medicare insurance, unemployment insurance, and worker's compensation levies should be recorded in this fund. The monies in this fund, including interest earned on the assets of this fund, should be used only for the purposes authorized under unemployment, or worker's compensation insurance or claims, or Chapter 108 1/2, Section 21-110.1, i.e., the cost of participation in the Federal Medicare Program. Revenue and expenditures for each type of insurance coverage should be accounted for separately using a complete set of self-balancing accounts within the Liability, Protection, and Settlement Fund.

Illinois Community College Board

REVENUE DEFINITIONS

Local Support

Revenues from district taxes, from chargebacks, and from all governmental agencies below the state level.

State Support

State revenues from all state governmental agencies.

Tuition and Fees

All tuition and fees, less refunds, remissions, and exemptions, assessed against students for educational and general purposes.

Other Revenue

Revenues which do not fit into specific revenue source categories, i.e., revenue from use of college facilities, revenue from refunds, revenue from investments, revenue from service fees and fines.

## Illinois Community College Board

### PROGRAM DEFINITIONS

#### Instruction

Instruction consists of those activities dealing directly with or aiding in the teaching of students or improving the quality of instruction. It includes the activities of the faculty in the transfer, career and evening programs (credit and equivalency) and all the supportive equipment, materials, supplies and costs that are necessary to implement the instructional program.

#### Academic Support

Academic Support includes the operation of the library, learning lab, instructional materials center and communication systems, used in the learning process. It also includes all equipment, materials, supplies and costs that are necessary to support this function.

#### Student Services

Student Services provides services in the areas of admissions, records, counseling, testing, financial aid, Placement and the administration of the Student Services program. It also includes all equipment, materials, supplies and costs that are necessary to support this function.

#### Public Services

The Public Services function includes the services provided to the general community, governmental agencies and business and industry for non-credit, continuing education and community service activities. Continuing education is considered to be those non-credit activities under Public Service which have been established to provide an educational service to the various members of the Community, and are *not part of degree credit or certificate credit curriculum. Continuing education includes but is not limited to professional review courses, workshops and seminars.* Community services are those activities under Public Service concerned with making available to the public various resources and unique capabilities that exist within the institution. Examples of community service may be conference and institutes, general advisory services and reference bureaus, urban affairs, international affairs, radio, television, consultation and similar activities which meet the test that the primary intent for establishment is to provide services which are beneficial to groups and individuals outside of the institution.

Illinois Community College Board

PROGRAM DEFINITIONS

(Continued)

Operation and Maintenance of Plant

Operation of Plant consists of the custodial activities necessary in order to keep the physical facilities open and ready for use. Maintenance of plant consists of those activities necessary to keep the grounds, buildings and equipment operating efficiently. Costs also include all equipment, materials and supplies necessary to support this function.

General Administration

General Administration consists of those activities which have as their purpose the general regulation, direction and control of the affairs of the College on a system-wide basis. Included in this function are the President's Office, the Business Office, the Personnel Office, Research and Planning Office and Informational Services. Costs also include all equipment, materials and supplies necessary to support this function.

Institutional Support

Institutional Support expense consists of those costs that benefit the entire College and are not readily assignable to a particular cost center. Insurance costs, legal fees, auditing fees and tuition chargebacks are examples of items included in this area. Also included in this program are the Board of Trustees, Computer Center, the College Land Laboratory and Contingency Provisions.

Illinois Community College Board

OBJECT DEFINITIONS

Salaries

The compensation for services rendered by personnel employed by the College, as well as student help employed to complement the educational process and its supporting area.

Employee Benefits

The cost to the College for annual physical examinations, health, accident, long-term disability, life and dental insurance for its employees.

Contractual Services

Services contracted for by the College from organizations or personnel not on the payroll of the College. Included are fees paid to workshop directors, consultants, lawyers and auditors. In addition, expenditures for equipment repairs and machine repairs and other items designated as contractual services.

Materials and Supplies

Expenditures for all supply items used by the College such as paper, printed materials, books, periodicals, program brochures, materials for processing in programs, tools and all items which constitute a cost of less than \$25.

Conference and Meeting Expense

Expenditures incurred by the College personnel for travel in connection with the everyday activities of the College, such as instructors' travel to and from off-campus classes and articulation meetings with high schools by employees in Student Activities. Travel to conventions, meetings, institutions and workshops by professional staff is also recorded here.

Vehicle Expense

Expenditures incurred by the College for the gas, oil, grease, tires, tubes and other items necessary to maintain, repair and operate the College vehicles.

Fixed Charges

Obligations of the College for the rental of off-campus facilities, supportive computer equipment rentals, equipment and film rentals and property and casualty insurance.

Illinois Community College Board

OBJECT DEFINITIONS

(Continued)

Utilities

Expenditures for utilities used by the College such as water, electricity, gas and telephone.

Capital Outlay

Expenditures resulting in the acquisition of capital assets or from initial or additional items of equipment, furniture and machines.

Other

All other expenditures not provided for elsewhere in the object category series.

Contingency

*Budgetary appropriations that are set aside for unforeseen expenditures. The Board of Trustees must approve a budget adjustment by resolution to transfer from the Provision for Contingency budget account to the appropriate budget account in accordance with the Illinois Public Community College Act.*