

2007 ANNUAL BUDGET AND APPROPRIATION ORDINANCE

WHEREAS, the Finance Committee of the County Board of Champaign County, Illinois, has considered and determined the amounts of monies estimated and deemed necessary expenses to be incurred by and against the County of Champaign, State of Illinois, within and for the fiscal year beginning December 1, 2006 and ending November 30, 2007, and has further proposed County expenditures in the attached recommended Budget; and

WHEREAS, pursuant to 55 ILCS 5/6-1002, the attached recommended Budget includes the following:

- a. A statement of the receipts and payments and a statement of the revenues and expenditures of the fiscal year last ended.
- b. A statement of all monies in the county treasury or in any funds thereof, unexpended at the termination of the fiscal year last ended, of all amounts due or accruing to such county, and of all outstanding obligations or liabilities of the county incurred in any preceding fiscal year.
- c. Estimates of all probable income for the current fiscal year and for the ensuing fiscal year covered by the budget, specifying separately for each of said years the estimated income from taxes, from fees, and from all other sources. The estimated income from fees shall indicate both the estimated total receipts from fees by county fee officers and the estimated net receipts from fees to be paid into the county treasury.
- d. A detailed statement showing estimates of expenditures for the current fiscal year, revised to the date of such estimate, and, separately, the proposed expenditures for the ensuing fiscal year for which the budget is prepared. Said revised estimates and proposed expenditures shall show the amounts for current expenses and capital outlay, shall specify the several objects and purposes of each item of current expenses, and shall include for each of said years all floating indebtedness as of the beginning of the year, the amount of funded debt maturing during the year, the interest accruing on both floating and funded debt, and all charges fixed or imposed upon counties by law.
- e. A schedule of proposed appropriations itemized as provided for proposed expenditures included in the schedule prepared in accordance with the provisions of paragraph (d) hereof, as approved by the county board.

WHEREAS, the level of appropriation for each fund and department is defined by the amount as listed with the following exceptions: the legal level of control in all departments (except the Regional Planning Commission) is by category, Personnel and Non-Personnel, for each department or group of departments within the same fund and headed by the same


administrator. Transfers between any line items in the Personnel category and transfers between any line items in the Non-Personnel category, in the same department or group of departments headed by the same administrator within the same fund, may be made by notifying the County Auditor on forms provided by the Auditor. Transfers between the Personnel and Non-Personnel categories, as well as transfers between different funds or departments headed by different administrators may be made only with the approval of a 2/3 vote of the full County Board.

- a. The Regional Planning Commission's legal level of control on appropriations is defined as follows:
 - i. For departments which account for contracts with Champaign County, the legal level of budgetary control is by category, Personnel and Non-Personnel, within the individual department. Transfers between any line items in the Personnel category and transfers between any line items in the Non-Personnel category, in the same department, may be made by notifying the County Auditor on standardized forms. Transfers between the Personnel and Non-Personnel categories as well as transfers between different funds for departments, may be made only with the approval of a 2/3 vote of the full County Board.
 - ii. For all other departments, the legal level of budgetary control is the individual department's total budget. Transfers between any line items within the same department may be made by notifying the County Auditor on standardized forms. Transfers between different funds or departments may be made only with the approval of a 2/3 vote of the full County Board.

NOW, THEREFORE, BE IT ORDAINED by the Champaign County Board that the attached recommended Budget is hereby adopted as the Annual Budget and Appropriation Ordinance of Champaign County for the fiscal year beginning December 1, 2006 and ending November 30, 2007.

PRESENTED, PASSED, APPROVED and RECORDED by the County Board of Champaign County, Illinois, at the recessed September, A.D. 2006 session.


Dated this 21st day of November, A.D. 2006.



Barbara Wysocki, Chair
Champaign County Board

AYE 26 NAY 0 ABSENT 1

ATTEST:



Mark Shelden, County Clerk & ex-officio
Clerk of the Champaign County Board

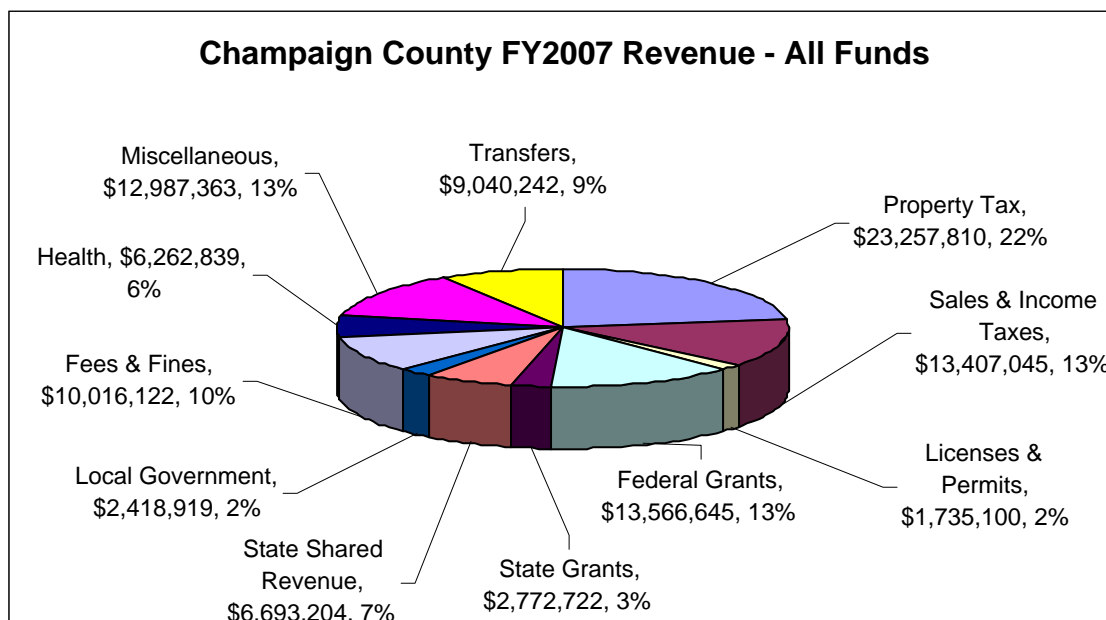


FY2007 BUDGET SUMMARY

Champaign County's total FY2007 Budget is set at \$105,741,155 in Expenditure and \$102,158,011 in Revenue. This budget has been developed by the County's elected officials and department heads, and initial review with the County Administrator of Finance. The County Board conducted annual legislative budget hearings in August, and the FY2007 budget was presented to the County Board in October, and approved in its final version by the Board on November 21, 2006.

BUDGET REVENUE HIGHLIGHTS

The County's FY2007 Budget is comprised of a variety of revenue sources. The major revenue sources for the County are: Property Taxes, the County's Sales and Income Taxes; and Federal Grants.



PROPERTY TAX

Champaign County is subject to the Property Tax Extension Limitation Law (PTELL), pursuant to 35 ILCS 200/18-185. *The County Board's policy for the calculation of property tax for FY2007 as stated in Resolution No. 5400 is that the property tax rates shall be calculated in accordance with the Property Tax Extension Limitation Law, with the goal of maintaining the Champaign County FY2006 rate of 0.7801.*

The FY2007 total growth in the Equalized Assessed Valuation (EAV) is projected at 9.21%, and the CPI factor utilized in administering the Property Tax Extension Limitation Law formula is 3.4%. Under PTELL, the growth in the County's aggregate levy, excluding the levies for Mental Health, Developmental Disabilities Board and debt obligations, is 6.51%. When the Mental Health, Developmental Disabilities and Nursing Home Bond levies are added, the total increase



FY2007 BUDGET SUMMARY

in levy to be collected by the Champaign County Board in FY2007 is 5.98%, a total increase of \$1,312,059.

Although the total property tax dollars to be collected in FY2007 increases, the County's tax rate decreases 2.31%. The County's tax rate will go from 0.7801/hundred dollars of assessed value to 0.7621/hundred dollars of assessed value.

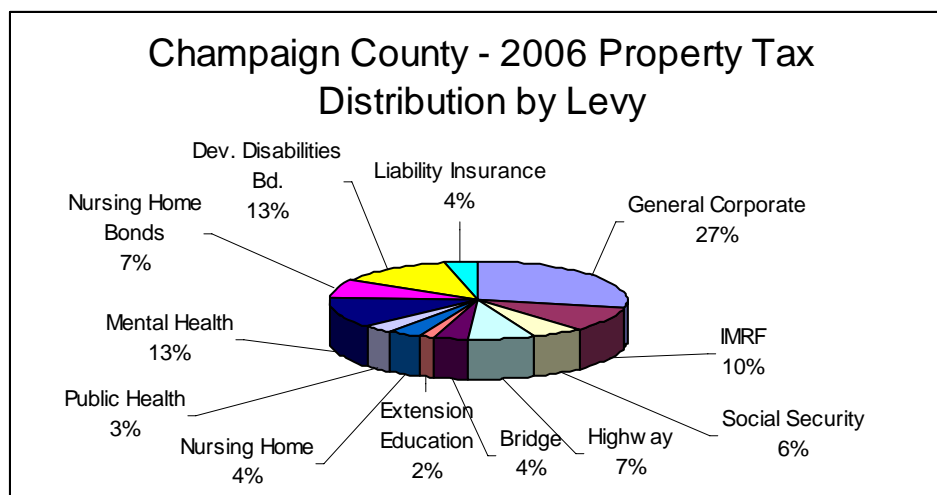
Each of the levies within the County's aggregate levy received growth based upon the PTELL calculation with the following exceptions:

Social Security Levy – The Social Security levy required only a 4.16% or \$55,696 increase over FY2006. The balance of \$31,443 in growth allowed for this levy was appropriated to the Liability Insurance levy.

General Corporate Levy – The General Corporate levy will receive a 4.33% or \$272,072 increase over FY2006. The balance of \$136,645 in growth allowed for this levy was appropriated to the Liability Insurance levy.

IMRF Levy - The IMRF levy required only a 2.2% or \$48,947 increase over FY2006. The balance of \$96,164 in growth allowed for this levy was appropriated to the Liability Insurance levy.

Liability Insurance Levy – The Liability Insurance levy will receive a 53.2% or \$301,076 increase over FY2006. The growth allowed under the PTELL calculation was 6.51% or \$36,824. The additional \$264,251 was appropriated from the growth that would have been allowed the three levies listed above.



The history of Champaign County's property tax rate from 1991 reflects a stable or declining rate, except in those instances when voter-approved referenda have increased the rate for new initiatives. The total rate in 1991 was 0.6284. Included within the total rate is the rate for core County government services which includes the levy for the General Corporate Fund, IMRF, Social Security, Liability Insurance, County Highway and County Bridge at 0.4777. Fifteen years later in 2006, the total rate is 0.7620 – a 21.3% increase over the 1991 rate, while the rate

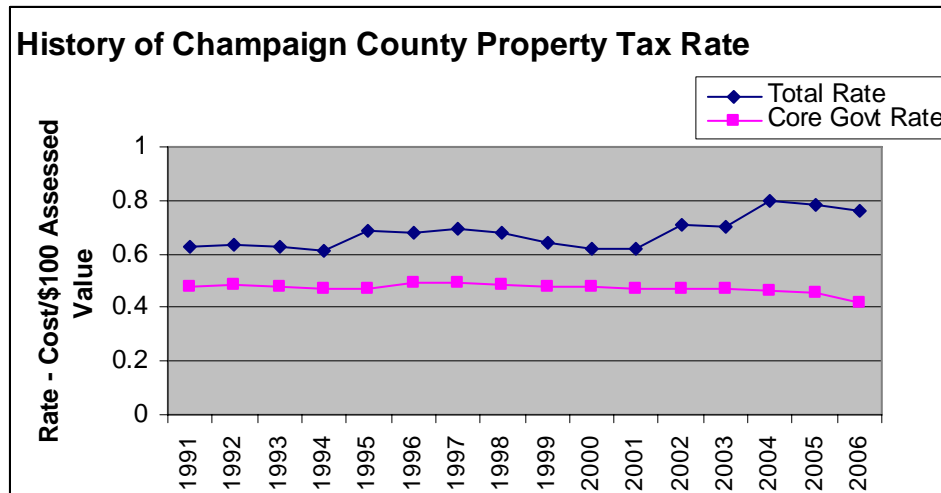


FY2007 BUDGET SUMMARY

for the core County government services is 0.4437– a 7.12% decrease over the 1991 rate. The basis for the increase in the total County rate rests with the following voter-approved referenda over this 15 year time period:

General Obligation Bonds for the Satellite Jail	1995
Creation of Levy for Extension Education & Public Health	1997
Approval of Nursing Home Operating Levy & General Obligation Bonds for Nursing Home	2002
Approval of 377 Board (Developmental Disabilities) Levy	2004

The following chart exhibits the total rate, with the reflected increases, and the rate for core County government services over that same period.



SALES and INCOME TAXES

Sales and income taxes represent approximately 13% of the total revenue for Champaign County. With the exception of the Public Safety Sales Tax, these revenues are dedicated to the General Corporate Fund and the County’s general operating expenses. *The County’s policy with regard to the FY2007 revenue projection as stated in Resolution No. 5400 is that the revenues are estimated by an objective, analytical process, wherever practical.*

The 1 cent sales tax collected in unincorporated areas of the County declined over the period from 1993 through 2003, due primarily to the annexation of businesses that had previously been outside of the incorporated areas of the County. Through intergovernmental agreements with the Cities of Champaign and Urbana, some of this lost revenue is recovered for a period of ten (10) years pursuant to the Fringe Development Agreements, and is reflected in the Local Government revenue. In FY2004, this revenue rebounded with a 12.5% increase, due at least in part to the growth of agri-business initiatives within the County. The tax increased moderately in FY2005 with a 2% increase over the FY2004 tax received, and has leveled in FY2006 with a projected decrease of approximately 1% from FY2005. The FY2007 budget is estimated anticipating 3%

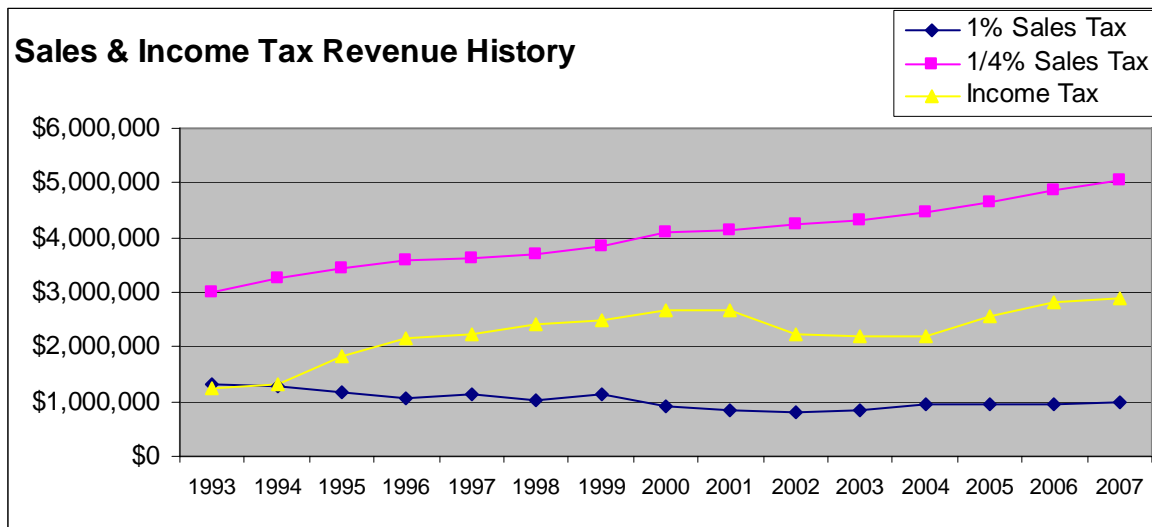


FY2007 BUDGET SUMMARY

growth, which is approximately equal to the average annual level of growth for this revenue over the last 13 years.

Income tax reflected positive steady growth from 1993 through 2001, and then dropped 16.5% in 2002, and effectively remained flat in 2003 and 2004. In FY2005 income tax rebounded with a 16.75% increase over FY2004. Positive growth has continued in FY2006 with a projected increase of 8.83% over FY2005. The FY2007 budget anticipates stabilization of this revenue stream and is based on a 3.5% increase over the projected FY2006 total.

The County-wide quarter cent sales tax has maintained consistent and stable growth since 1993. This revenue has increased every year, and only four times during this 12 year history has this tax increased by less than 3% - in 1997, 1998, 2001 and 2003. The average annual growth rate is 3.8%. The FY2007 budget is projected at a 4% increase over the total expected to be received in FY2005.

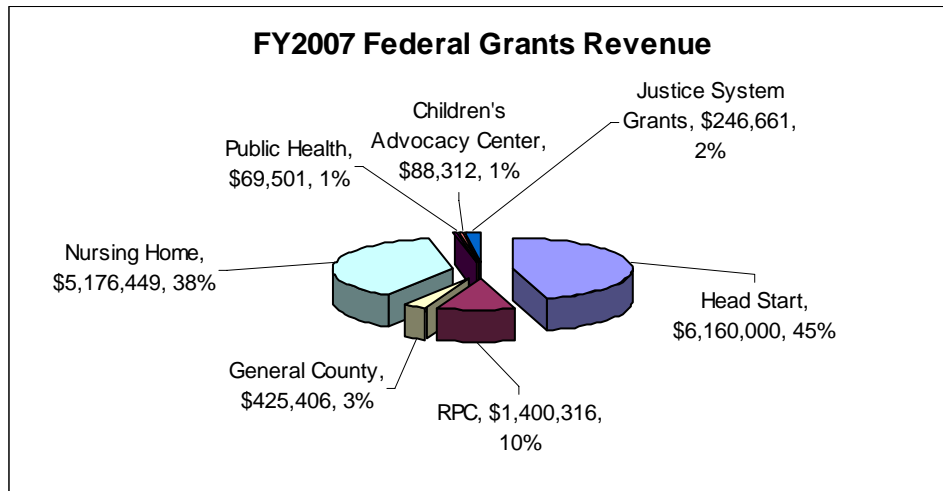


FEDERAL GRANTS

Federal Grants represent 15% of the County's total revenue, and primarily support the Champaign County Head Start Program and the Champaign County Nursing Home through Medicare and Medicaid funding.



FY2007 BUDGET SUMMARY



The County Board's policy with regard to grant funds as stated in Resolution No. 5400 is as follows:

The Champaign County Board supports efforts to pursue grant revenues to provide or enhance County mandated and non-mandated services and capital needs. Activities which are, or will be, recurring shall be initiated with grant funds only if one of the following conditions are met: (a) the activity or service can be terminated in the event the grant revenues are discontinued; or (b) the activity should, or could be, assumed by the County (or specific fund) general and recurring operating funds. Departments are encouraged to seek additional sources of revenue to support the services prior to expiration of grant funding. Grant approval shall be subject to the terms and conditions of Champaign County Ordinance Number 635.

FEES and FINES

Fees revenues reflect 10% of the County's total revenue. The total fees revenues are projected to be \$9,144,422 for FY2007. The fees revenue for the General Corporate Fund is \$4,228,950; for the Regional Planning Commission is \$842,679; and for numerous Special Revenue Funds is \$4,072,793. In accordance with the County Board's financial policy, effort is made to ensure that fees for items and services are regularly reviewed and updated to reflect the actual cost of service provided.

Fines revenues are budgeted at \$871,700 for FY2007 – a drop of 4.5% over the original budgeted FY2006 estimate. This revenue comes almost entirely from fines and forfeitures resulting from convictions for criminal and traffic offenders in Champaign County.

HEALTH

\$6,162,839 in FY2007, or 6% of the total revenue for the County - is revenue supporting the Champaign County Nursing Home. Only \$100,000 of the total for Health is related to another initiative, and that is for child care charges for Head Start.



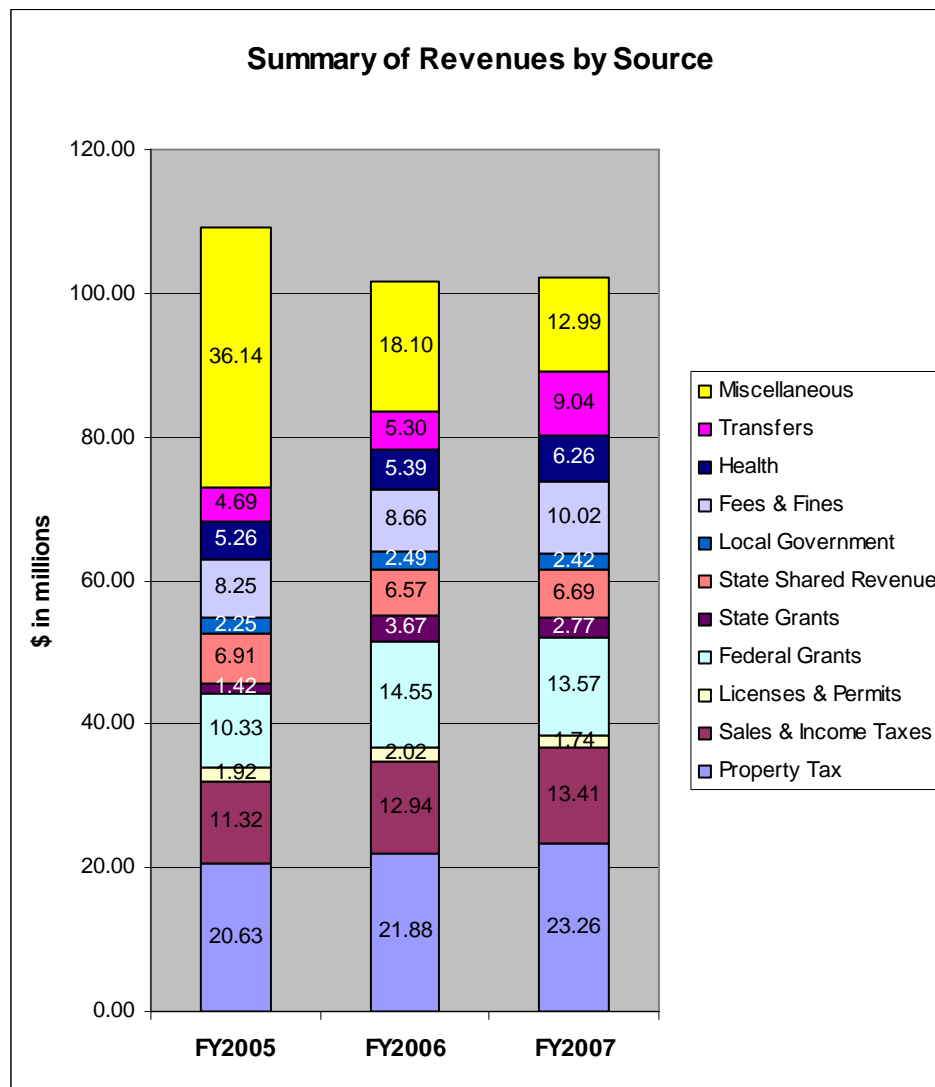
FY2007 BUDGET SUMMARY

MISCELLANEOUS

Miscellaneous revenues include revenues from vending machines, jail commissary, sale of surplus, parking fees, rents and royalties, gifts and donations, and employee and municipality contributions for health insurance.

REVENUE SUMMARY

As demonstrated herein, Champaign County's revenues are diverse, which lend to greater stability when one of those revenues is negatively impacted.



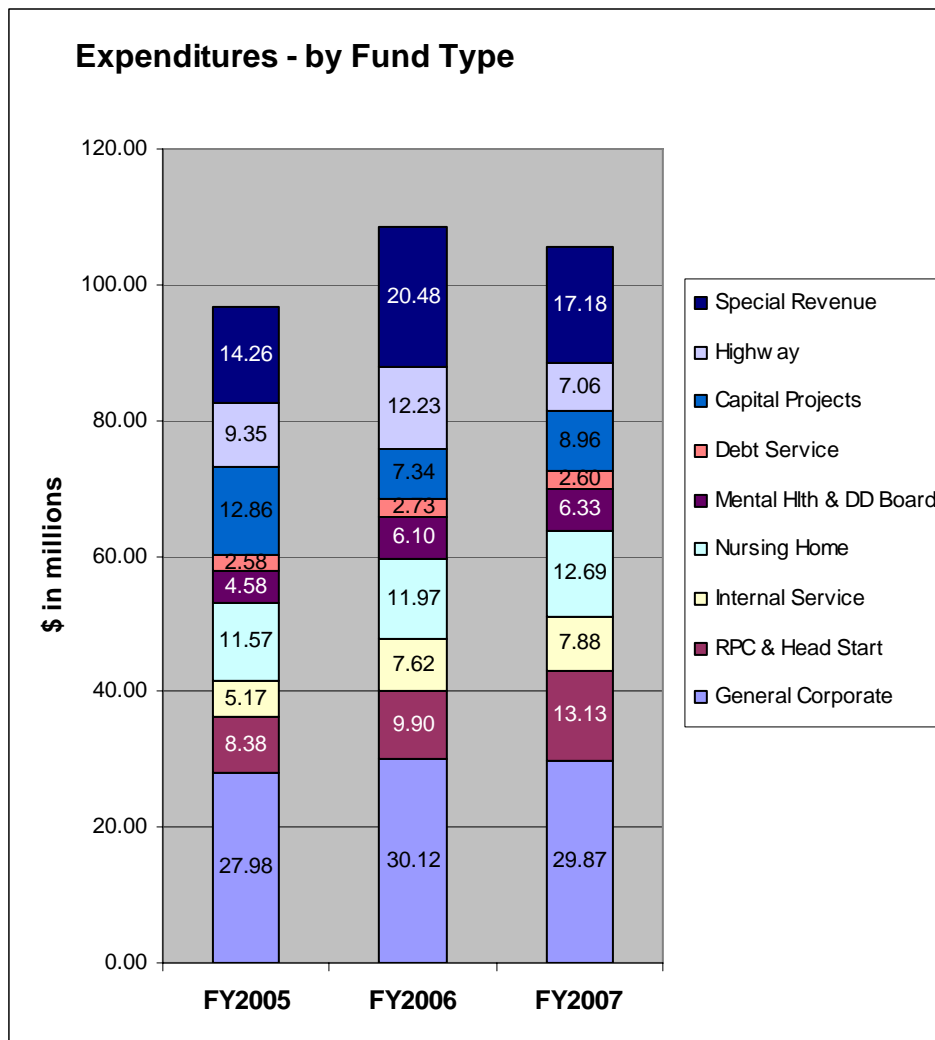
Note: The FY2005 and FY2006 revenues in Miscellaneous are skewed due to the receipt of \$27,210,685 in the sale of General Obligation Bonds in FY2005 and \$6,466,866 in FY2006.



FY2007 BUDGET SUMMARY

BUDGET EXPENDITURE HIGHLIGHTS

As mandated by state and federal guidelines, the budget is created through the establishment of various funds, specific to areas of operations and corresponding revenue requirements. Most expenditures and revenues are not directly tied together. The following chart illustrates expenditures over a three-year period:



Note: The FY2005 expenditures total does not include \$26,882,845 in General Obligation Bond Refunding costs which are included in the total expenditure on the Consolidated Budget Report.



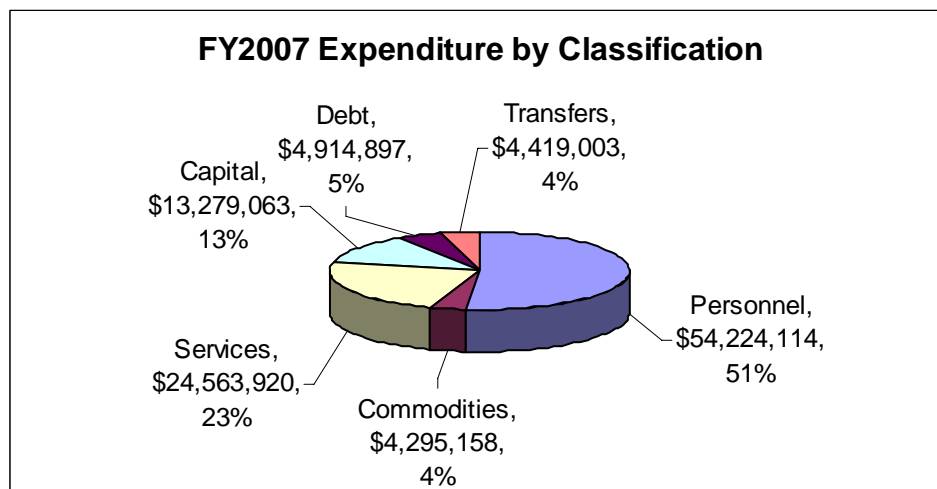
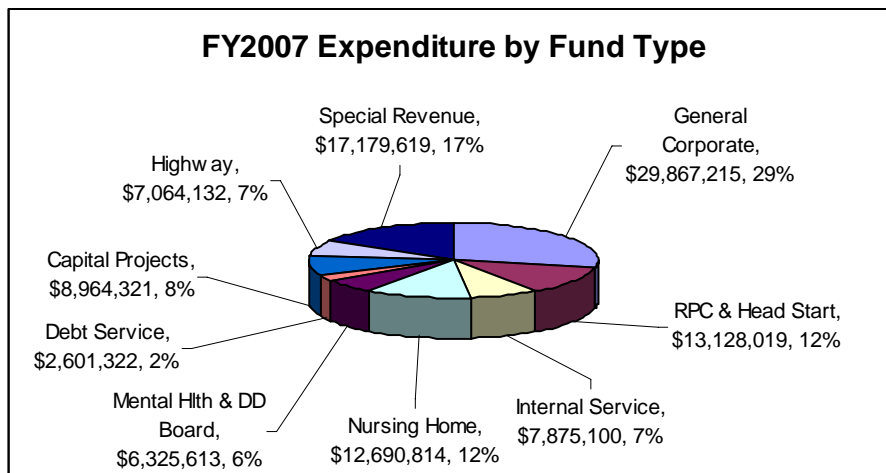
FY2007 BUDGET SUMMARY

The General Corporate Fund represents a majority of the largest area of County expenditures. The change from the General Corporate Fund from FY2006 to FY2007 is minimal. While personnel expenses are budgeted with increases in salaries and fringe benefits, the transfer to other funds is decreased in FY2007 by \$1.7 million, due to one-time transfers to the Nursing Home Fund and Tort Immunity Fund made in FY2006.

The Highway Fund also shows a substantial decrease in FY2007 – approximately 42% less than in FY2006. This is due to transfers out of the Highway Funds in FY2006 in the amount of \$5.5 million to pay for a new Highway Maintenance Facility.

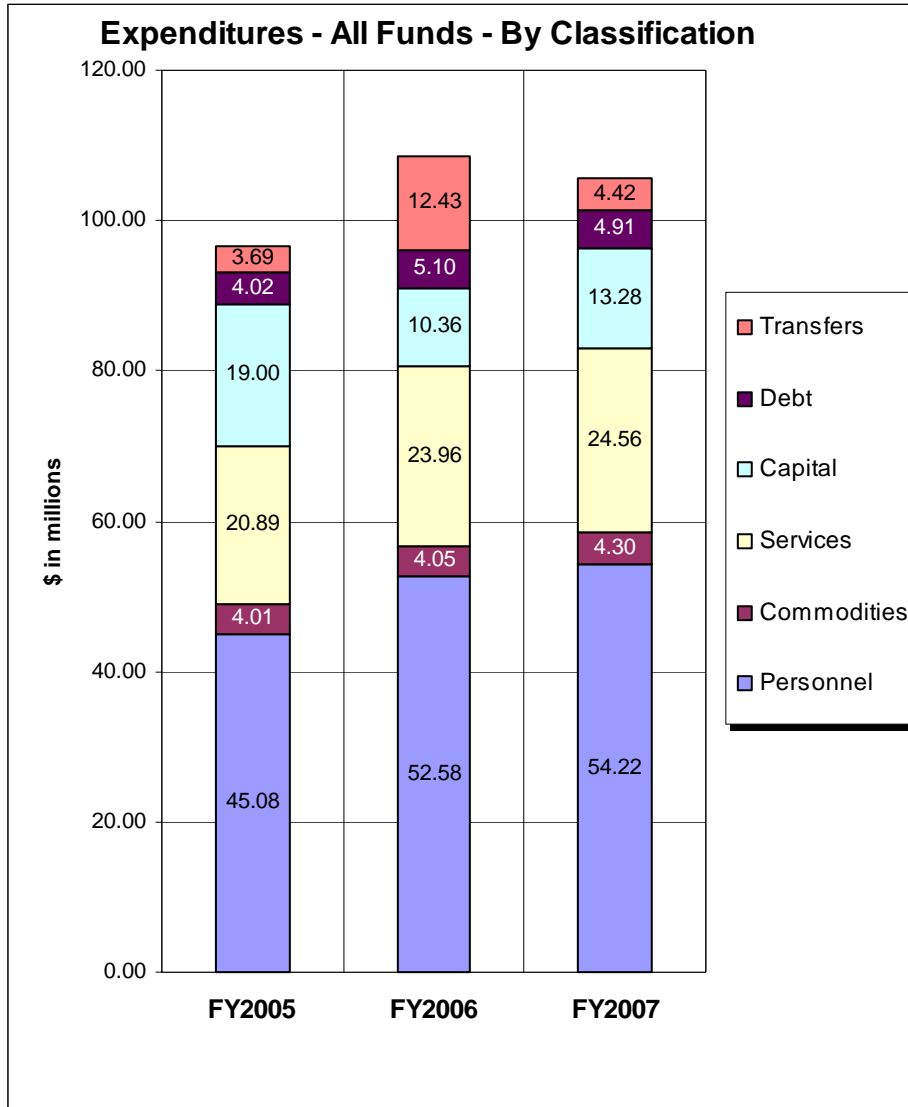
Capital Projects Funds increase in FY2007 with the anticipated construction of the Highway Maintenance Facility to be substantially completed in FY2007 with budgeted expenditure of \$6.7 million.

The following charts demonstrate expenditures by fund type and classification of expense for FY2007, and a 3-year comparison chart of expenditures by classification:





FY2007 BUDGET SUMMARY



Personnel expenditures, which include salaries, health insurance, IMRF, Social Security, Worker’s Compensation and Unemployment, constitute the largest portion of all County expenditures, followed by services and capital.

The increase in expenditure in Transfers in FY2006 is the result of an expenditure transfer from Highway Funds in the amount of \$5.5 million to the capital project fund for the construction of a new Highway Maintenance Facility.

Following is the Financial Report illustrating line item detail for the consolidated budget for the County.

Consolidated Budget

CHAMPAIGN COUNTY FY2007 CONSOLIDATED BUDGET REPORT

FINANCIAL

County Consolidated			2005	2006	2006	2007
			Actual	Original	Projected	Budgeted
311	10	CURRENT - GENERAL CORP	\$6,138,244	\$6,281,072	\$6,281,072	\$6,552,164
311	16	CURRENT - LIABILITY INS	\$530,011	\$565,781	\$565,781	\$866,900
311	19	CURRENT - DISABILITIES BD	\$2,605,690	\$2,780,491	\$2,780,491	\$3,000,188
311	22	CURRENT - COUNTY HIGHWAY	\$1,444,168	\$1,540,175	\$1,540,175	\$1,640,876
311	23	CURRENT - COUNTY BRIDGE	\$733,386	\$782,442	\$782,442	\$832,372
311	24	CURRENT - MENTAL HEALTH	\$2,701,366	\$2,883,369	\$2,854,535	\$3,066,658
311	25	CURRENT - IMRF	\$1,818,042	\$2,230,500	\$2,230,500	\$2,278,632
311	26	CURRENT - JAIL BOND REPAY	\$0	\$0	\$0	\$0
311	27	CURRENT - FED AID MATCHNG	\$6,151	\$5,491	\$5,491	\$5,967
311	28	CURRENT - SOCIAL SECURITY	\$1,265,457	\$1,340,000	\$1,340,000	\$1,394,627
311	29	CURRENT - COOP EXTENSION	\$365,663	\$379,181	\$379,181	\$402,761
311	30	CURRENT - PUB HEALTH/CNTY	\$300,046	\$301,256	\$298,987	\$318,446
311	31	CURRENT - PUB HEALTH/C-U	\$388,133	\$432,062	\$434,904	\$463,208
311	32	CURRENT - NURS HM OPERATN	\$737,507	\$787,933	\$787,933	\$838,339
311	33	CURRENT - NRS HM BND REPAY	\$1,592,922	\$1,597,547	\$1,597,547	\$1,596,672
		PROPERTY TAXES - CURRENT	\$20,626,786	\$21,907,300	\$21,879,039	\$23,257,810
312	10	ESCROW - GENERAL CORP	\$0	\$0	\$0	\$0
		PROPERTY TAXES - ESCROW	\$0	\$0	\$0	\$0
313	10	BACK TAX- GENERAL CORP	\$11,837	\$10,000	\$1,968	\$5,748
313	16	BACK TAX- LIABILITY INS	\$1,002	\$0	\$156	\$0
313	22	BACK TAX- COUNTY HIGHWAY	\$2,783	\$0	\$433	\$0
313	23	BACK TAX- COUNTY BRIDGE	\$1,412	\$0	\$220	\$0
313	24	BACK TAX- MENTAL HEALTH	\$5,141	\$500	\$799	\$500
313	25	BACK TAX- IMRF	\$3,266	\$2,000	\$1,200	\$2,000
313	26	BACK TAX- JAIL BOND REPAY	\$0	\$0	\$0	\$0
313	27	BACK TAX- FED AID MATCHNG	\$10	\$0	\$0	\$0
313	28	BACK TAX- SOCIAL SECURITY	\$2,699	\$1,500	\$1,100	\$1,500
313	29	BACK TAX- COOP EXTENSION	\$706	\$0	\$0	\$0
313	30	BACK TAX- PUB HEALTH/CNTY	\$594	\$0	\$0	\$0
313	31	BACK TAX- PUB HEALTH/C-U	\$728	\$0	\$0	\$0
313	32	BACK TAX- NURS HOME OPER	\$1,423	\$0	\$332	\$0
313	33	BACK TAX- NURS HOME BOND	\$3,189	\$0	\$0	\$0
		PROPERTY TAXES - BACK TAX	\$34,790	\$14,000	\$6,208	\$9,748
314	10	MOBILE HOME TAX	\$32,837	\$20,100	\$12,077	\$19,800
314	30	MOB HM TAX-PUB HLTH /CNTY	\$496	\$0	\$11,816	\$0
314	31	MOB HM TAX-PUB HLTH /C-U	\$641	\$0	\$11,816	\$0
		MOBILE HOME TAX	\$33,974	\$20,100	\$35,709	\$19,800
315	10	PAYMENT IN LIEU OF TAXES	\$7,996	\$5,850	\$7,886	\$5,600
315	30	PMT IN LIEU-PUB HLTH/CNTY	\$140	\$0	\$5,955	\$0

Consolidated Budget

County Consolidated			2005	2006	2006	2007
			Actual	Original	Projected	Budgeted
315	31	PMT IN LIEU-PUB HLTH/C-U	\$175	\$0	\$5,955	\$0
		PAYMENT IN LIEU OF TAXES	\$8,311	\$5,850	\$19,796	\$5,600
318	9	PUB SAFETY 1/4% SALES TAX	\$4,034,116	\$4,163,784	\$4,237,596	\$4,399,167
318	12	COUNTY HOTEL/MOTEL TAX	\$13,085	\$12,000	\$12,852	\$13,238
318	13	COUNTY AUTO RENTAL TAX	\$18,114	\$16,000	\$18,438	\$18,899
		OTHER LOCAL TAXES	\$4,065,315	\$4,191,784	\$4,268,886	\$4,431,304
319	10	INTEREST-DELINQUENT TAXES	\$504,539	\$480,000	\$500,000	\$500,000
319	11	COSTS - DELINQUENT TAXES	\$24,509	\$21,000	\$22,000	\$22,000
		PENALTIES ON TAXES	\$529,048	\$501,000	\$522,000	\$522,000
321	10	LIQUOR/ENTERTNMNT LICENSE	\$30,086	\$33,000	\$33,210	\$33,000
321	15	FOOD PROTECTION PERMITS	\$62,957	\$86,000	\$111,931	\$112,000
321	25	WASTE HAULER LICENSE	\$1,600	\$1,600	\$1,500	\$1,500
321	35	AMUSEMENT DEVICE LICENSE	\$4,100	\$4,100	\$4,100	\$4,100
		BUSINESS LIC & PERMIT	\$98,743	\$124,700	\$150,741	\$150,600
322	10	MARRIAGE LICENSES	\$18,090	\$18,000	\$18,000	\$18,000
322	20	REVENUE STAMPS	\$1,416,661	\$960,000	\$1,520,371	\$1,200,000
322	30	ANIMAL LICENSES	\$217,509	\$227,500	\$188,425	\$217,000
322	40	ZONING USE PERMITS	\$107,813	\$130,000	\$85,300	\$87,000
322	50	PRIVATE SEWAGE PERMITS	\$47,255	\$54,000	\$41,364	\$43,000
322	51	WELL WATER PERMITS	\$16,400	\$18,000	\$19,591	\$19,500
		NONBUSINESS LIC & PERMIT	\$1,823,728	\$1,407,500	\$1,873,051	\$1,584,500
331	10	GEN SRV ADM-ELECTN REFORM	\$0	\$0	\$1,238,945	\$0
331	11	ELEC CMMSN-HELP AMER VOTE	\$0	\$0	\$0	\$0
331	14	HUD-SHELTER PLUS CARE	\$0	\$0	\$95,000	\$194,500
331	15	DOT-ST/LOC HIGHWAY SAFETY	\$7,016	\$4,000	\$4,000	\$0
331	16	HUD-H.O.M.E. INV PRTNRSH	\$72,505	\$52,500	\$5,750	\$51,000
331	17	DOT-FHWA-HIGHWAY PLANNING	\$204,388	\$406,227	\$296,313	\$340,000
331	18	DOT-FTA-METRO PLANNING	\$48,593	\$87,945	\$72,115	\$73,000
331	19	DOT-FTA-CAP ASSIST/ELDRLY	\$48,496	\$0	\$0	\$0
331	20	DOT-FTA-TRANSP PLAN/RSRCH	\$27,000	\$0	\$2,263	\$0
331	25	HHS-CHLD SUP ENF TTL IV-D	\$270,313	\$288,852	\$275,563	\$295,422
331	26	MEDICARE A	\$1,221,701	\$1,488,018	\$1,505,876	\$1,684,776
331	27	MEDICARE B	\$55,775	\$91,860	\$94,525	\$105,844
331	28	MEDICAID TITLE XIX (IPA)	\$2,884,410	\$3,202,942	\$2,766,485	\$3,385,829
331	29	HUD-COMM DEV BLOCK GRANT	\$18,500	\$0	\$13,242	\$0
331	30	HHS-COMM SERV BLOCK GRANT	\$467,927	\$705,000	\$614,655	\$805,000
331	31	HHS-INCENTIV PMT TTL IV-D	\$0	\$0	\$0	\$0
331	33	AGRIC-FMHA-RUR HOUSG PRES	\$0	\$0	\$0	\$0
331	35	JUST-JUV JUST DELINQ PREV	\$0	\$0	\$0	\$0
331	37	FEMA-EMRG FOOD/SHLTR PROG	\$5,858	\$13,000	\$10,339	\$12,000
331	38	HHS-OLD AMR ACT TTL III-D	\$0	\$0	\$0	\$0
331	39	FEMA-FED DISASTER ASSIST	\$0	\$0	\$0	\$0
331	40	JUST-BYRNE FORMULA GRANT	\$124,045	\$85,871	\$74,395	\$44,800
331	41	HHS-OLD AMR ACT-DISCRTRNY	\$0	\$0	\$0	\$0
331	44	USDA-CHILD/ADLT CARE FOOD	\$160,946	\$250,000	\$248,966	\$250,000

Consolidated Budget

County Consolidated			2005	2006	2006	2007
			Actual	Original	Projected	Budgeted
331	47	HHS-OLD AMR ACT TTL III-F	\$0	\$0	\$0	\$0
331	48	HHS-HEAD START PROGRAM	\$3,765,205	\$6,125,000	\$5,174,335	\$5,910,000
331	51	JUST-PUB SAF/COMM POLICNG	\$0	\$0	\$0	\$0
331	52	JUST-LOC LAW ENF BLK GRNT	\$0	\$0	\$0	\$0
331	53	JUST-ENCOURAG ARREST PLCY	\$213,750	\$62,541	\$41,390	\$0
331	54	JUST-CRIME VICTIM ASSIST	\$104,431	\$112,521	\$112,521	\$112,521
331	55	COMMRC-ECON DEV PLANNING	\$0	\$0	\$30,000	\$0
331	56	JUST-VIOL OFFENDR INCARCN	\$0	\$0	\$0	\$0
331	57	JUST-MISSING CHILD ASSIST	\$5,000	\$10,000	\$938,908	\$10,000
331	58	EPA-PUB WATER SYS SUPRVSN	\$1,150	\$1,550	\$0	\$1,550
331	59	FEMA-PUBLIC ASSISTANC PRG	\$0	\$0	\$0	\$0
331	60	DOT-FHWA-HWY PLAN & RSRCH	\$0	\$20,096	\$20,097	\$0
331	61	JUST-JUV ACCNT INCNTV GRT	\$61,799	\$23,661	\$29,527	\$12,662
331	62	HHS-MATERNAL/CHLD HLTH SV	\$0	\$0	\$0	\$0
331	63	HHS-PREVENTV HLTH BLK GRT	\$0	\$0	\$0	\$0
331	64	HHS-HIV CARE FORMULA GRNT	\$0	\$0	\$0	\$0
331	65	HHS-HIV PREVENTN ACTIVITY	\$0	\$0	\$0	\$0
331	66	HHS-BREAST CANCER DETECTN	\$0	\$0	\$0	\$0
331	67	USDA-NUTRITN/WMN,INF,CHLD	\$0	\$0	\$0	\$0
331	68	JUST-COMMUNITY PROSCUTION	\$0	\$0	\$0	\$0
331	69	JUST-ST CRIM ALIEN ASSIST	\$5,284	\$14,000	\$5,000	\$5,000
331	70	JUST-DOMESTIC PREPAREDNS	\$0	\$0	\$0	\$0
331	71	HUD-SUPPORTIVE HOUSING	\$0	\$0	\$0	\$5,000
331	72	FEMA-LOC EMRGCY OPER PLAN	\$0	\$0	\$0	\$0
331	73	USDA-NAT SCHL LUNCH/SNACK	\$15,900	\$22,000	\$20,000	\$20,000
331	74	USDA-NAT SCHOOL BREAKFAST	\$7,694	\$9,000	\$7,500	\$9,000
331	75	JUST-BULLETPROOF VEST PRG	\$0	\$0	\$0	\$0
331	76	HOM SEC-DOMEST PREPAREDNS	\$332,076	\$0	\$175,685	\$0
331	77	HOM SEC-LAW ENF TERR PREV	\$18,840	\$0	\$12,000	\$0
331	78	JUST-DRUG COURTS PROGRAM	\$0	\$143,836	\$85,040	\$114,790
331	79	HOM SEC-ST HOMLND SEC PRG	\$0	\$0	\$175,685	\$0
331	80	JUST-JUSTICE ASSISTNC GRT	\$0	\$0	\$25,000	\$0
331	91	FEMA-EMERGENCY MGMT ASSIST	\$38,301	\$40,000	\$282,026	\$40,000
331	92	HHS/CDC-INVSTGTN,TCH ASST	\$111,428	\$80,230	\$73,017	\$67,951
331	93	HHS-PUB HTH/SOC SV EMRGCY	\$0	\$0	\$0	\$0
331	95	HHS-OLD AMR ACT TTL III-B	\$12,350	\$25,000	\$20,423	\$16,000
331	97	HHS-VOTING ACCESS/DISABLD	\$0	\$0	\$0	\$0
		FEDERAL GRANTS	\$10,310,681	\$13,365,650	\$14,546,586	\$13,566,645
334	21	ILETSB-POLICE TRAINING	\$226,837	\$335,000	\$387,518	\$350,000
334	24	IL HOUSING DEV AUTH GRANT	\$0	\$0	\$0	\$0
334	25	IL ATTY GEN-VICTIM ASSIST	\$25,237	\$26,000	\$26,000	\$26,000
334	26	IL APP PROS-DRUG ATY GRNT	\$11,189	\$0	\$0	\$0
334	28	IL EMRG MGMT AGCY-ST GRNT	\$0	\$0	\$0	\$0
334	29	IL ATTY GEN - CHILD ADVOC	\$17,250	\$17,000	\$937,235	\$17,000
334	30	IL DPT MENT HLTH DD GRANT	\$258,853	\$400,000	\$434,342	\$370,000
334	32	IL DPT HUM SRV-CHILD CARE	\$4,961	\$22,500	\$10,000	\$20,000
334	33	IDHS/FAM COM DV-IND DV AC	\$23,242	\$50,000	\$0	\$25,000
334	34	IDHS-HOMELESS PREVENTION	\$49,074	\$70,000	\$52,696	\$160,000
334	35	IL HUM SV-FAMLY CASE MGMT	\$0	\$0	\$0	\$0

Consolidated Budget

County Consolidated			2005	2006	2006	2007
			Actual	Original	Projected	Budgeted
334	36	IDHS-HEALTHWORKS NETWORK	\$0	\$0	\$0	\$0
334	40	ECIAAAA-STATE GEN REV GRNT	\$32,686	\$36,000	\$29,552	\$37,500
334	41	IL DPT PUB AID-GEN RV GRT	\$258,306	\$391,181	\$261,835	\$392,065
334	42	IL DP PUB HLTH-GEN RV GRT	\$0	\$2,000	\$2,000	\$2,000
334	43	IDPH-HLTH PROTECTION GRNT	\$118,963	\$110,836	\$110,836	\$125,336
334	44	IDPH-VECTOR CONTROL GRANT	\$0	\$0	\$0	\$0
334	45	IDPH-INDOOR TANNING GRANT	\$0	\$0	\$0	\$0
334	46	IDPH-TOBACCO FREE COMMNTY	\$23,824	\$26,116	\$26,116	\$26,116
334	47	IDPH-BIOTERROR/HLTH ALERT	\$0	\$0	\$25,000	\$25,000
334	52	IDOT-ST PLANNING & RESRCH	\$0	\$50,000	\$0	\$10,000
334	55	IL DP NAT RES-BKWYS,PARKS	\$0	\$0	\$0	\$0
334	60	IL DPT PUB AID-MEDICAID	\$0	\$0	\$0	\$0
334	62	ISBE-IL SCHL BRKFST/LUNCH	\$1,603	\$2,500	\$1,000	\$2,000
334	63	IL DPT AGING-DAY CARE GRT	\$147,841	\$173,878	\$139,973	\$155,280
334	64	IL ST BD ED/PRE-KINDRGRTN	\$101,796	\$192,500	\$189,992	\$895,000
334	65	CHLD ADV CTRS IL-ATTY GEN	\$0	\$0	\$0	\$0
334	66	CHILD ADVOC CTRS IL-DCFS	\$0	\$0	\$0	\$0
334	69	DCFS-YTH HOUSING ADVOCACY	\$3,392	\$8,000	\$6,508	\$10,000
334	70	DCFS-HOUSNG ADVOCACY GRNT	\$10,694	\$18,000	\$9,223	\$20,000
334	71	DCFS-MIGRANT HD START PRG	\$0	\$0	\$0	\$0
334	72	DCFS-PARENTAL RIGHTS ATTY	\$36,000	\$36,000	\$36,000	\$36,000
334	73	DCFS-CHILD ADVOC CTR GRNT	\$68,425	\$68,425	\$988,660	\$68,425
		STATE GRANTS	\$1,420,173	\$2,035,936	\$3,674,486	\$2,772,722
335	30	CORP PERSNL PROP REPL TAX	\$858,848	\$863,679	\$974,596	\$974,596
335	39	1/4% PUB SAFETY SALES TAX	\$0	\$0	\$0	\$0
335	40	1% SALES TAX (UNINCORP.)	\$954,372	\$1,002,216	\$945,848	\$975,253
335	41	1/4% SALES TAX (ALL CNTY)	\$4,656,528	\$4,784,870	\$4,866,979	\$5,067,662
335	42	PHOTO-PROCESSNG SALES TAX	\$0	\$0	\$0	\$0
335	43	USE TAX	\$383,789	\$392,957	\$401,062	\$451,628
335	45	INHERITANCE TAX	\$595,689	\$235,748	\$231,292	\$235,748
335	50	MOTOR FUEL TAXES	\$2,866,002	\$2,884,000	\$2,884,000	\$2,884,000
335	60	STATE REIMBURSEMENT	\$1,814,858	\$1,584,902	\$1,714,588	\$1,677,306
335	70	STATE SALARY REIMBURSMENT	\$263,131	\$232,743	\$232,743	\$337,926
335	71	STATE REV-SALARY STIPENDS	\$42,000	\$42,000	\$42,000	\$42,000
335	80	INCOME TAX	\$2,568,050	\$2,642,495	\$2,805,633	\$2,897,678
335	91	CHARITABLE GAMES LIC/TAX	\$1,290	\$0	\$0	\$0
335	93	OFF-TRACK BETTING	\$85,844	\$100,000	\$87,095	\$90,000
		STATE SHARED REVENUE	\$15,090,401	\$14,765,610	\$15,185,836	\$15,633,797
336	1	CHAMPAIGN CITY	\$317,815	\$455,670	\$309,221	\$418,063
336	2	URBANA CITY	\$301,093	\$371,329	\$333,407	\$336,126
336	3	VILLAGE OF RANTOUL	\$23,249	\$37,910	\$42,124	\$24,538
336	5	METCAD	\$0	\$0	\$0	\$0
336	6	UNIVERSITY OF ILLINOIS	\$145,696	\$64,977	\$294,537	\$44,671
336	7	CITY OF DANVILLE	\$7,324	\$7,690	\$7,690	\$8,076
336	8	VERMILLION COUNTY	\$10,220	\$10,730	\$10,730	\$12,968
336	9	CHAMPAIGN COUNTY	\$388,709	\$506,951	\$337,281	\$428,693
336	10	PIATT COUNTY	\$2,058	\$2,162	\$2,162	\$3,970
336	11	CITY OF MONTICELLO	\$0	\$0	\$0	\$0

Consolidated Budget

County Consolidated			2005	2006	2006	2007
			Actual	Original	Projected	Budgeted
336	12	PARKLAND COLLEGE	\$772	\$812	\$812	\$852
336	13	CHAMP COUNTY MENT HLTH BD	\$62,006	\$69,580	\$104,374	\$66,580
336	14	VILLAGE OF SAVOY	\$92,272	\$90,803	\$90,183	\$18,418
336	15	C-U MASS TRANSIT DISTRICT	\$1,419	\$20,798	\$5,838	\$3,000
336	16	VILLAGE OF MAHOMET	\$22,039	\$18,145	\$28,395	\$27,118
336	17	FARMER CITY	\$820	\$430	\$20	\$452
336	18	VILLAGE OF ST JOSEPH	\$6,338	\$3,169	\$750	\$750
336	19	URBANA PARK DISTRICT	\$627	\$1,000	\$0	\$1,000
336	20	CHAMPAIGN PARK DISTRICT	\$361	\$1,000	\$0	\$1,000
336	21	CHAMPAIGN COUNTY HWY DEPT	\$1,750	\$0	\$0	\$0
336	22	CUNNINGHAM TOWNSHIP	\$0	\$0	\$0	\$0
336	23	CHAMP COUNTY DEV DISAB BD	\$4,120	\$10,000	\$97,182	\$228,567
336	24	VILLAGE OF FISHER	\$0	\$0	\$750	\$0
336	25	VILLAGE OF HOMER	\$0	\$0	\$750	\$0
336	27	DOUGLAS COUNTY	\$0	\$0	\$3,400	\$0
336	28	IROQUOIS COUNTY	\$0	\$0	\$0	\$2,037
336	80	CUPHD/IDPH-HIV CARE CONSM	\$0	\$0	\$0	\$0
336	81	CUPHD/IDPH-BREAST CANCER	\$0	\$0	\$0	\$0
336	82	CUPHD/IDHS-NUTRITION WIC	\$0	\$0	\$0	\$0
336	83	CUPHD/IDHS-FAM CASE MGMT	\$0	\$0	\$0	\$0
LOCAL GOVERNMENT REVENUE			\$1,388,688	\$1,673,156	\$1,669,606	\$1,626,879
337	20	TOWNSHIP REIMBURSEMENT	\$0	\$250	\$0	\$0
337	21	LOCAL GOVT REIMBURSEMENT	\$651,554	\$615,400	\$619,631	\$603,090
337	22	REIMBURSEMENT FOR SCHOOL	\$22,763	\$4,600	\$19,024	\$15,000
337	23	REIMBURSEMENT FOR GUARDS	\$93,383	\$43,000	\$63,500	\$62,000
337	24	FORD COUNTY	\$0	\$0	\$1,700	\$0
337	26	OUTSIDE POSTAGE REIMB	\$12,640	\$8,000	\$13,351	\$9,850
337	28	BOOKING-IN FEES	\$84,779	\$100,000	\$102,467	\$102,000
337	40	TWP REIMB - SENIOR TRANS	\$1,150	\$1,250	\$1,850	\$100
LOCAL GOVERNMENT REIMB			\$866,269	\$772,500	\$821,523	\$792,040
341	6	IMRF/ERI OBLIG BILLING	\$0	\$0	\$0	\$171,361
341	8	PROPERTY/LIAB INS BILLING	\$545,755	\$579,189	\$600,000	\$600,000
341	9	WORKERS COMP INS BILLINGS	\$542,356	\$739,828	\$700,000	\$863,982
341	10	COURT COSTS,FEES,CHARGES	\$477,783	\$497,250	\$479,811	\$486,000
341	11	COURT COSTS-MEDICAL CHRGS	\$24,453	\$26,800	\$22,200	\$22,200
341	13	ADMIN FEE FOR CRIME LAB	\$0	\$0	\$0	\$0
341	14	COMP HOME INCARCERATN PRG	\$131,564	\$128,000	\$141,000	\$141,000
341	15	COURT ORDERED REIMBRSMNT	\$0	\$0	\$0	\$0
341	16	CONVICTION SURCHARGE	\$0	\$0	\$0	\$0
341	17	CHILD SUPPORT FEE	\$63,278	\$60,000	\$58,000	\$55,000
341	18	PROBATION SERVICES FEE	\$241,881	\$229,000	\$240,000	\$240,000
341	19	COURT SECURITY FEE	\$352,962	\$358,000	\$412,000	\$412,000
341	22	TRAINING FEES	\$3,845	\$8,000	\$5,042	\$5,000
341	25	DETAINEE REIMBURSEMENT	\$4,955	\$6,000	\$6,000	\$6,000
341	27	OUT OF COUNTY DETAINEES	\$0	\$0	\$0	\$0
341	28	WORK RELEASE FEES	\$4,582	\$5,500	\$4,500	\$4,500
341	29	BOND FEES	\$102,302	\$108,500	\$110,000	\$110,000
341	30	ZONING & SUBDIVISION FEE	\$10,750	\$17,000	\$22,600	\$22,600

Consolidated Budget

County Consolidated			2005	2006	2006	2007
			Actual	Original	Projected	Budgeted
341	31	ACCOUNTING FEES	\$92,071	\$93,000	\$93,000	\$96,000
341	32	COUNTY CLERK FEES	\$179,322	\$175,000	\$175,000	\$175,000
341	33	RECORDING FEES	\$1,089,938	\$1,090,000	\$934,121	\$1,020,000
341	34	TAX SEARCH & TAX LISTS	\$1,800	\$0	\$2,000	\$2,000
341	35	DATA PROCESSING FEES	\$45,921	\$50,000	\$41,415	\$45,000
341	36	CIRCUIT CLERK FEES	\$1,763,515	\$1,800,000	\$1,800,000	\$1,850,000
341	37	SHERIFF FEES	\$203,405	\$230,000	\$205,000	\$205,000
341	38	LIBRARY FEES	\$70,151	\$66,000	\$66,000	\$66,000
341	39	MAINTENANCE/CUSTODIAL FEE	\$4,568	\$9,350	\$5,493	\$9,350
341	40	TECHNICAL SERVICE CONT.	\$504,464	\$679,340	\$224,297	\$434,479
341	43	MICROGRAPHIC SERVICES	\$6,791	\$5,500	\$5,500	\$5,500
341	44	REFERRAL FEE	\$1,540	\$2,500	\$1,440	\$1,600
341	45	ADMINISTRATIVE FEES	\$420,444	\$540,000	\$407,100	\$425,700
341	47	RPC ASSOCIATE MEMBERSHIPS	\$0	\$0	\$0	\$0
341	49	DEATH CERTIF SURCHARGE	\$2,224	\$4,000	\$2,400	\$4,000
341	52	TAX SALE FEE	\$74,330	\$64,000	\$64,500	\$86,500
341	53	RENTAL HOUSNG SUPPORT FEE	\$111,910	\$400,000	\$300,000	\$350,000
		GENERAL GOVERNMENT	\$7,078,860	\$7,971,757	\$7,128,419	\$7,915,772
343	70	MATERIAL & EQUIPMENT USE	\$23,224	\$25,000	\$35,000	\$25,000
343	71	MATERIAL & EQP USE-CO MFT	\$0	\$250,000	\$250,000	\$250,000
343	80	ENGINEERING FEE-TWP,VILL	\$46,858	\$30,000	\$30,000	\$30,000
343	82	ENGINEERING FEE-CO MFT	\$150,000	\$150,000	\$150,000	\$200,000
343	83	ENGINEERING FEE-TWP MFT	\$87,223	\$95,000	\$91,169	\$100,000
		HIGHWAYS & STREETS	\$307,305	\$550,000	\$556,169	\$605,000
344	1	ANIM IMPOUND FEES-COUNTY	\$240	\$4,800	\$9,330	\$9,500
344	2	ANIM IMPOUND FEES-URBANA	\$144	\$3,000	\$3,734	\$3,750
344	3	ANIM IMPOUND FEES-CHAMPGN	\$347	\$6,000	\$10,312	\$11,000
344	4	ANIM SERVICES COST REIMB	\$909	\$25,200	\$15,264	\$15,500
344	5	ANIM IMPOUND FEES-MAHOMET	\$0	\$1,200	\$250	\$8,000
344	6	ANIM IMPOUND FEE-VILLAGES	\$0	\$2,000	\$0	\$2,000
344	7	ANIM IMPOUND FEE-ST JOSPH	\$0	\$0	\$250	\$800
344	8	ANIM IMPOUND FEES-SAVOY	\$0	\$0	\$250	\$800
344	9	ANIM IMPOUND FEES-TOLONO	\$0	\$0	\$125	\$800
		PUBLIC SAFETY	\$1,640	\$42,200	\$39,515	\$52,150
345	20	ADULT DAY CARE CHARGES	\$64,932	\$76,646	\$66,680	\$71,069
345	22	PATIENT CARE-PRIVATE	\$4,936,955	\$4,968,058	\$5,079,770	\$5,913,307
345	28	CHILD DAY CARE CHARGES	\$101,253	\$211,265	\$83,982	\$100,000
345	32	OUTSIDE FOOD SERVICE	\$0	\$0	\$0	\$0
345	33	NURS HOME BEAUTY SHP REV	\$47,668	\$48,444	\$46,579	\$51,959
345	34	MEDICAL SUPPLIES REVENUE	\$96,094	\$174,185	\$106,131	\$121,164
345	35	PATIENT TRANSPORTATN CHGS	\$9,270	\$12,446	\$5,625	\$5,340
345	36	OUT-OF-COUNTY CORONER FEE	\$0	\$0	\$1,483	\$0
345	37	CLINIC/NURSING SERVC FEES	\$0	\$18,648	\$0	\$0
		HEALTH	\$5,256,172	\$5,509,692	\$5,390,250	\$6,262,839
351	10	FINES & BOND FORFEITURES	\$754,962	\$825,000	\$800,000	\$810,000
351	11	DUI FINES-FOR DUI ENF EQP	\$8,661	\$7,300	\$8,700	\$8,700

Consolidated Budget

County Consolidated			2005	2006	2006	2007
			Actual	Original	Projected	Budgeted
351	15	FEES ON TRAFFIC FINES	\$44,380	\$65,000	\$45,000	\$48,000
351	20	PENALTIES	\$7,515	\$15,000	\$4,950	\$5,000
		FINES	\$815,518	\$912,300	\$858,650	\$871,700
352	10	EVIDENCE FORFEITURES	\$19,444	\$27,500	\$53,919	\$35,500
352	15	ABANDONED BAIL BONDS	\$23,571	\$22,000	\$22,000	\$14,000
		FORFEITURES	\$43,015	\$49,500	\$75,919	\$49,500
361	10	INVESTMENT INTEREST	\$1,418,904	\$975,493	\$1,417,501	\$1,178,318
361	20	INTEREST ON LOANS	\$88,448	\$94,000	\$88,509	\$102,000
		INTEREST EARNINGS	\$1,507,352	\$1,069,493	\$1,506,010	\$1,280,318
362	10	CABLE TV FRANCHISE	\$208,370	\$216,000	\$213,514	\$216,000
362	11	COUNTY FARM RENTAL	\$0	\$0	\$0	\$0
362	15	RENT	\$264,028	\$261,828	\$237,233	\$271,434
362	16	TENANT REIMB BLDG IMPRVMT	\$0	\$0	\$0	\$0
362	20	ROYALTIES ON MAP SALES	\$5,197	\$5,200	\$2,600	\$5,200
		RENTS AND ROYALTIES	\$477,595	\$483,028	\$453,347	\$492,634
363	10	GIFTS AND DONATIONS	\$222,071	\$146,700	\$237,100	\$91,400
363	15	VOLUNTARY USER CONTRIB	\$1,471	\$4,000	\$2,218	\$2,050
363	20	1ST METH CHURCH-SR REPAIR	\$0	\$2,000	\$0	\$0
363	21	CARLE FDN HOSP-MED EQUIP	\$0	\$0	\$0	\$0
363	25	D.A.R.E. CONTRIBUTIONS	\$375	\$350	\$1,000	\$350
363	50	RESTRICTED DONATIONS	\$10,145	\$10,000	\$2,275	\$10,000
363	60	PRIVATE GRANTS	\$25,000	\$30,000	\$7,500	\$17,000
		GIFTS AND DONATIONS	\$259,062	\$193,050	\$250,093	\$120,800
364	10	SALE OF FIXED ASSETS	\$6,500	\$11,100	\$28,600	\$10,100
		OTHR FINANCING SOURCES-FA	\$6,500	\$11,100	\$28,600	\$10,100
369	10	SALE OF SALVAGE	\$0	\$500	\$0	\$0
369	11	JAIL COMMISSARY	\$100,543	\$103,000	\$86,000	\$86,000
369	12	VENDING MACHINES	\$11,458	\$11,100	\$13,383	\$13,000
369	15	PARKING FEES	\$21,220	\$20,000	\$21,917	\$22,000
369	20	LUNCH REIMBURSEMENT	\$3,145	\$3,000	\$2,665	\$3,000
369	30	LATE CHARGE, NSF CK CHG	\$8,671	\$7,388	\$3,423	\$3,813
369	41	TELEPHONE TOLL REIMB	\$56,549	\$1,110	\$502	\$1,100
369	42	WORKER'S COMP. REIMB.	\$5,282	\$2,000	\$0	\$0
369	46	EMPLOYEE CONTR-CARLE CARE	\$842,218	\$1,611,975	\$1,611,975	\$1,750,000
369	47	EMPLOYEE CONTR-PERSNL CARE	\$423,117	\$1,013,064	\$1,013,064	\$1,350,000
369	50	MUNICIPALITY CONTRIB.	\$2,786,463	\$3,109,956	\$3,109,956	\$3,296,000
369	71	SOCIAL SECURITY INCENTIVE	\$10,200	\$10,000	\$8,000	\$8,000
369	80	INSURANCE CLAIMS REIMB	\$1,420	\$0	\$210,956	\$0
369	85	SALE OF MAPS, DATA	\$8,953	\$30,000	\$36,243	\$30,500
369	90	OTHER MISC. REVENUE	\$170,160	\$135,504	\$206,738	\$100,332
		OTHER MISCELLANEOUS REV	\$4,449,399	\$6,058,597	\$6,324,822	\$6,663,745
371	2	FROM AIRPORT FUND 102	\$0	\$0	\$0	\$0
371	4	FROM HEAD START FUND 104	\$4,888	\$0	\$0	\$0

Consolidated Budget

County Consolidated			2005	2006	2006	2007
			Actual	Original	Projected	Budgeted
371	5	FROM VCTM ADV GRNT FND675	\$0	\$0	\$0	\$0
371	6	FROM PUB SAF SALES TAX FD	\$1,921,046	\$1,797,362	\$1,977,860	\$2,385,308
371	7	FROM GEOG INF SYS FND 107	\$4,630	\$1,850	\$17,737	\$60,216
371	9	FROM JUV SYS IMP FUND 680	\$0	\$0	\$0	\$0
371	10	FROM CAPITAL EQP FUND 105	\$0	\$64,379	\$64,379	\$0
371	12	FROM COURT DOC STR FND671	\$0	\$0	\$0	\$0
371	13	FROM COURT AUTOMTN FND613	\$0	\$0	\$25,000	\$31,200
371	16	FROM SOL WASTE MGT FND676	\$1,326	\$1,500	\$3,500	\$3,500
371	17	FROM CHILD SUPPORT FND617	\$0	\$0	\$0	\$0
371	18	FROM PROB SERV FUND 618	\$12,650	\$233,568	\$65,807	\$148,807
371	19	FROM DOM VIOL PROB FND674	\$0	\$0	\$0	\$0
371	20	FROM HLTH INSUR FUND 620	\$0	\$0	\$0	\$0
371	25	FROM JUV ACCNTBLTY FND682	\$0	\$0	\$0	\$0
371	26	FROM FNGRPRT SYS GRNT 626	\$0	\$0	\$0	\$0
371	27	FROM PROP TAX FEE FND 627	\$0	\$0	\$12,500	\$40,000
371	28	FROM ACCEL DISPOS FND 678	\$483	\$0	\$0	\$0
371	31	FROM ADM BLDG CNST FND301	\$0	\$0	\$38,000	\$0
371	32	FROM YTH DET CONST FND302	\$0	\$0	\$0	\$0
371	33	FROM COURTS CONST FND 303	\$0	\$0	\$0	\$0
371	41	FROM CHD ADVOC CTR FND679	\$0	\$0	\$0	\$0
371	61	FROM WORKING CASH FND 610	\$7,790	\$8,000	\$8,000	\$12,000
371	65	FROM INTAGCY TSKFRC FD665	\$0	\$0	\$174,738	\$0
371	73	FROM DOMEST VIOL GRNT 673	\$0	\$0	\$0	\$0
371	74	FROM 1978 JAIL BOND FUND	\$0	\$0	\$0	\$0
371	75	FROM REG PLAN COMM FND075	\$8,501	\$29,743	\$29,743	\$31,456
371	77	FROM ELECTION GRNT FND628	\$0	\$0	\$23,549	\$0
371	78	FROM JAIL CONSTRUCTN 078	\$0	\$0	\$0	\$29,000
371	80	FROM GENERAL CORP FND 080	\$697,553	\$598,384	\$2,535,188	\$756,171
371	83	FROM CNTY HIGHWAY FND 083	\$0	\$0	\$0	\$0
371	85	FROM CNTY MTR FUEL TX 085	\$0	\$0	\$500,000	\$5,500,000
371	89	FROM PUBLIC HLTH FUND 089	\$0	\$0	\$0	\$10,000
371	90	FROM MENTAL HEALTH FND090	\$0	\$0	\$0	\$0
371	91	FROM ANIM CONTROL FND 091	\$0	\$7,100	\$1,890	\$22,584
371	92	FROM LAW LIBRARY FUND 092	\$0	\$0	\$0	\$10,000
		INTERFUND TRANSFERS	\$2,658,867	\$2,741,886	\$5,477,891	\$9,040,242
381	12	INTERFUND POSTAGE REIMB	\$18,945	\$27,000	\$19,098	\$20,471
381	13	AUDIT FEE REIMBURSEMENT	\$13,527	\$13,000	\$0	\$0
381	15	WORKER'S COMP REIMB	\$113	\$0	\$0	\$0
381	16	HEALTH/LIFE INSUR REIMB	\$6,897	\$0	\$0	\$0
381	17	UNEMPLOYMENT INS REIMB	\$943	\$0	\$0	\$0
381	19	IMRF/SS REIMBURSEMENT	\$1,759,307	\$2,175,000	\$2,068,097	\$2,347,034
381	62	REIM FRM DRUG FORF FND621	\$10,400	\$10,800	\$23,250	\$18,800
381	73	REIMB FRM SELF-INS FND476	\$25,663	\$28,378	\$28,378	\$29,200
381	75	REIMB FRM RPC LOAN FND475	\$167,854	\$276,000	\$151,404	\$326,128
381	81	REIMB FROM NURSING HOME	\$31,703	\$63,897	\$63,897	\$43,633
		INTERFUND REIMBURSEMENTS	\$2,035,352	\$2,594,075	\$2,354,124	\$2,785,266
383	10	SALE OF GEN OBLIG BONDS	\$27,210,685	\$0	\$6,466,866	\$1,300,000
383	15	PROCEEDS-DEBT CERTIFICATE	\$0	\$0	\$0	\$0

Consolidated Budget

County Consolidated			2005 Actual	2006 Original	2006 Projected	2007 Budgeted
383	50	CAPITAL LEASE FINANCING	\$409,164	\$0	\$0	\$0
		OTHER FINANCING SOURCES	\$27,619,849	\$0	\$6,466,866	\$1,300,000
385	10	FROM CUUATS DEPT 730	\$66,105	\$75,000	\$70,470	\$75,000
385	11	FROM CSBG DEPT	\$191,632	\$143,250	\$112,875	\$226,000
385	12	FROM CDAP LOAN ADM DPT777	\$0	\$0	\$10,100	\$0
385	13	FROM TRANSPORTATN 725/742	\$0	\$0	\$0	\$0
385	15	FROM CRIM JUSTICE DPT 760	\$0	\$1,000	\$250	\$500
385	20	FROM MEMBERSHP DPT731/644	\$30,000	\$33,000	\$0	\$33,000
385	40	FROM ENHANCED HDST DPT607	\$0	\$0	\$0	\$0
385	41	FROM ENTTLMT HDST 835/836	\$0	\$0	\$0	\$0
		INTERDEPARTMENT REVENUE	\$287,737	\$252,250	\$193,695	\$334,500
		REVENUE TOTALS	\$109,101,130	\$89,224,014	\$101,757,837	\$102,158,011
511	1	ELECTED OFFICIAL SALARY	\$515,111	\$531,494	\$531,494	\$574,026
511	2	APPOINTED OFFICIAL SALARY	\$1,007,343	\$1,099,362	\$1,080,806	\$1,148,868
511	3	REG. FULL-TIME EMPLOYEES	\$18,539,775	\$20,963,170	\$19,857,530	\$21,528,132
511	4	REG. PART-TIME EMPLOYEES	\$1,061,197	\$1,909,060	\$1,217,628	\$1,749,759
511	5	TEMP. SALARIES & WAGES	\$513,530	\$516,774	\$509,372	\$571,260
511	6	PER DIEM	\$53,505	\$80,000	\$68,405	\$69,500
511	9	OVERTIME	\$212,296	\$320,482	\$636,248	\$350,090
511	10	JUDGES' SALARY INCREASE	\$5,829	\$6,070	\$6,070	\$6,070
511	19	ELECTION WORKERS	\$68,836	\$0	\$0	\$0
511	24	JOINT DEPT REG EMPLOYEE	\$0	\$0	\$0	\$0
511	27	SALARY INCREASE LIMIT	\$0	\$0	\$0	\$357,342
511	30	BENEFIT TIME BUYBACK	\$0	\$0	\$0	\$5,000
511	36	BAILIFFS/COURT SECUR OFCR	\$57,108	\$49,946	\$49,946	\$51,433
511	37	BACK PAY	\$18,500	\$0	\$22,651	\$0
511	40	STATE-PAID SALARY STIPEND	\$35,500	\$35,500	\$35,500	\$35,500
511	42	TAXABLE AUTO ALLOWANCE	\$9,600	\$9,917	\$9,917	\$10,215
511	43	NO-BENEFIT FULL-TIME EMPL	\$1,016,223	\$983,592	\$798,705	\$916,370
511	44	NO-BENEFIT PART-TIME EMPL	\$210,840	\$210,261	\$234,437	\$232,787
511	45	MILITARY DUTY PAY	\$2,331	\$15,993	\$15,210	\$4,860
		SALARIES AND WAGES	\$23,327,524	\$26,731,621	\$25,073,919	\$27,611,212
512	1	SLEP ELECTED OFFCL SALARY	\$79,568	\$81,955	\$81,955	\$93,920
512	2	SLEP APPNTD OFFCL SALARY	\$4,000	\$4,000	\$4,000	\$4,000
512	3	SLEP REG FULL-TIME EMP'EE	\$5,861,479	\$6,223,902	\$6,182,100	\$6,203,189
512	9	SLEP OVERTIME	\$572,396	\$416,676	\$416,676	\$416,676
512	30	SLEP BENEFIT TIME BUYBACK	\$0	\$0	\$0	\$0
512	40	SLEP STATE-PD SAL STIPEND	\$6,500	\$6,500	\$6,500	\$6,500
		LAW ENFORCE PERSONNEL	\$6,523,943	\$6,733,033	\$6,691,231	\$6,724,285
513	1	SOCIAL SECURITY-EMPLOYER	\$3,031,192	\$2,837,285	\$3,169,380	\$3,514,350
513	2	IMRF - EMPLOYER COST	\$2,793,600	\$3,460,871	\$4,856,538	\$3,460,881
513	3	IMRF -SLEP- EMPLOYER COST	\$917,389	\$1,180,000	\$2,047,648	\$1,051,965
513	4	WORKERS' COMPENSATION INS	\$579,752	\$733,838	\$687,549	\$748,410
513	5	UNEMPLOYMENT INSURANCE	\$390,549	\$425,982	\$484,864	\$420,158

Consolidated Budget

County Consolidated			2005	2006	2006	2007
			Actual	Original	Projected	Budgeted
513	6	EMPLOYEE HEALTH/LIFE INS	\$6,836,474	\$8,919,381	\$8,803,622	\$9,750,781
513	7	IMRF-EARLY RETIREMT OBLIG	\$0	\$0	\$0	\$188,932
513	14	WKRS COMP SELF-FUND CLAIM	\$508,120	\$640,664	\$717,000	\$700,000
513	16	HLTH INS SELF-FUND CLAIMS	\$0	\$0	\$0	\$0
513	20	EMPLOYEE DEVELOPMNT/RECOG	\$41,904	\$38,303	\$18,834	\$29,866
513	21	EMPLOYEE PHYSICALS/LAB	\$5,738	\$4,428	\$7,362	\$6,274
513	22	FLEX SPENDING ACCT FEES	\$0	\$0	\$0	\$0
513	24	WKRS COMP 3RD PARTY ADMIN	\$37,780	\$35,000	\$38,522	\$35,000
513	30	FRINGE BENEFIT SETTLEMENT	\$0	\$3,500	\$0	\$2,000
FRINGE BENEFITS			\$15,142,498	\$18,279,252	\$20,831,319	\$19,908,617
522	1	STATIONERY & PRINTING	\$122,842	\$188,621	\$125,307	\$178,573
522	2	OFFICE SUPPLIES	\$239,708	\$329,966	\$233,399	\$321,034
522	3	BOOKS,PERIODICALS & MAN.	\$93,267	\$127,088	\$102,689	\$118,276
522	4	COPIER SUPPLIES	\$2,564	\$13,311	\$7,496	\$13,830
522	5	MICROFILM SUPPLIES	\$3,382	\$3,000	\$1,108	\$2,650
522	6	POSTAGE, UPS, FED EXPRESS	\$264,528	\$306,915	\$282,354	\$306,646
522	7	PHOTOGRAPHY SUPPLIES	\$2,261	\$9,155	\$11,781	\$7,400
522	10	FOOD	\$632,723	\$449,600	\$600,008	\$493,450
522	11	MEDICAL SUPPLIES	\$110,338	\$137,510	\$158,319	\$177,556
522	12	STOCKED DRUGS	\$76,072	\$103,063	\$88,696	\$90,540
522	13	CLOTHING - INMATES	\$28,024	\$20,500	\$20,300	\$20,500
522	14	CUSTODIAL SUPPLIES	\$110,008	\$110,821	\$92,427	\$103,442
522	15	GASOLINE & OIL	\$296,476	\$304,205	\$358,973	\$362,660
522	16	TOOLS	\$8,019	\$8,100	\$8,765	\$13,100
522	17	GROUNDS SUPPLIES	\$4,930	\$5,523	\$4,720	\$4,850
522	19	UNIFORMS	\$60,346	\$52,745	\$52,341	\$52,445
522	22	MAINTENANCE SUPPLIES	\$16,455	\$29,046	\$18,651	\$23,397
522	24	ENGINEERING SUPPLIES	\$2,893	\$4,000	\$4,000	\$3,000
522	25	DIETARY NON-FOOD SUPPLIES	\$16,341	\$28,000	\$25,722	\$28,000
522	26	COMMISSARY SUPPLIES	\$77,418	\$85,150	\$70,000	\$70,000
522	27	VOTER REGISTRATN SUPPLIES	\$2,000	\$1,000	\$1,000	\$1,000
522	28	LAUNDRY SUPPLIES	\$24,045	\$25,522	\$29,563	\$30,671
522	29	RPC STUDENT HANDOUT MATLS	\$5,968	\$10,500	\$16,580	\$10,500
522	31	PHARMACY CHGS-PUBLIC AID	\$5,999	\$5,909	\$3,099	\$3,729
522	32	SUPPL FOR DISABLED PERSNS	\$154	\$1,425	\$362	\$1,425
522	33	OXYGEN SUPPLIES	\$21,776	\$29,506	\$13,125	\$15,286
522	34	INCONTINENCE SUPPLIES	\$64,225	\$82,313	\$69,640	\$81,207
522	35	NUTRITIONAL SUPPLEMENTS	\$16,146	\$13,079	\$16,823	\$18,187
522	44	EQUIPMENT LESS THAN \$1000	\$142,042	\$168,417	\$198,861	\$165,702
522	45	VEH EQUIP LESS THAN \$1000	\$15,349	\$1	\$1	\$1
522	50	PURCHASE DOCUMENT STAMPS	\$947,270	\$643,200	\$720,000	\$750,000
522	60	PURCHASE RABIES TAGS	\$492	\$2,500	\$1,637	\$1,800
522	90	ARSENAL & POLICE SUPPLIES	\$35,340	\$33,075	\$28,400	\$30,725
522	91	LINEN & BEDDING	\$23,450	\$35,324	\$31,165	\$37,427
522	92	COURT SECURITY SUPPLIES	\$0	\$0	\$0	\$0
522	93	OPERATIONAL SUPPLIES	\$284,605	\$342,702	\$296,558	\$338,503
522	94	ELECTION SUPPLIES	\$60,210	\$108,130	\$88,200	\$75,000
522	96	SCHOOL SUPPLIES	\$26,253	\$55,500	\$40,313	\$66,000
522	97	MEDICAL SUPPLIES-MEDICARE	\$34,500	\$30,880	\$29,549	\$38,080

Consolidated Budget

County Consolidated			2005	2006	2006	2007
			Actual	Original	Projected	Budgeted
522	98	PHARMACY CHARGES-MEDICARE	\$127,939	\$147,221	\$202,853	\$238,566
522	99	INVENTORY ADJUSTMENT	\$591	\$0	\$0	\$0
COMMODITIES			\$4,006,949	\$4,052,523	\$4,054,785	\$4,295,158
533	1	AUDIT & ACCOUNTING FEES	\$163,654	\$258,480	\$178,665	\$249,480
533	2	ARCHITECT FEES	\$373,617	\$500,000	\$653,935	\$350,000
533	3	ATTORNEY FEES	\$360,662	\$197,900	\$477,605	\$173,797
533	4	ENGINEERING FEES	\$506,116	\$579,517	\$754,684	\$683,517
533	5	COURT REPORTING	\$41,087	\$42,199	\$37,300	\$38,600
533	6	MEDICAL/DENTAL/MENTL HLTH	\$551,740	\$837,545	\$810,853	\$832,484
533	7	PROFESSIONAL SERVICES	\$4,477,939	\$3,016,037	\$3,370,528	\$2,744,056
533	8	CONSULTING FEES	\$236	\$4,500	\$36,805	\$4,000
533	12	JOB-REQUIRED TRAVEL EXP	\$75,829	\$125,068	\$89,189	\$131,432
533	13	AMBULANCE SERVICE	\$886	\$1,200	\$1,200	\$1,200
533	14	FREIGHT/STORAGE CHARGES	\$0	\$0	\$0	\$0
533	15	ISAA-APPELLATE SERVICE	\$27,000	\$27,000	\$27,000	\$27,000
533	16	OUTSIDE PRISON BOARDING	\$0	\$0	\$0	\$0
533	17	FIELD TRIPS / ACTIVITIES	\$1,245	\$2,550	\$1,692	\$7,064
533	18	NON-EMPLOYEE TRAINING,SEM	\$18,511	\$9,800	\$12,346	\$9,300
533	19	SCHOOLNG TO OBTAIN DEGREE	\$12,594	\$49,250	\$28,365	\$57,500
533	20	INSURANCE	\$1,124,201	\$1,114,260	\$1,115,734	\$1,206,575
533	21	3RD-PARTY INSUR ADMINSTR	\$0	\$2,000	\$0	\$2,000
533	22	LABORATORY FEES	\$33,524	\$26,738	\$22,842	\$22,840
533	24	CLIENT EMPLOYABILITY EXP	\$0	\$2,000	\$1,000	\$2,000
533	26	PROPERTY LOSS/DMG CLAIMS	\$19,439	\$41,063	\$154,174	\$39,612
533	28	UTILITIES	\$30,226	\$30,000	\$30,225	\$35,000
533	29	COMPUTER SERVICES	\$130,922	\$193,814	\$183,246	\$203,930
533	30	GAS SERVICE	\$509,472	\$528,937	\$641,644	\$683,300
533	31	ELECTRIC SERVICE	\$796,362	\$774,517	\$823,699	\$852,193
533	32	WATER SERVICE	\$66,365	\$74,608	\$67,296	\$67,926
533	33	TELEPHONE SERVICE	\$263,077	\$328,879	\$293,001	\$286,486
533	34	PEST CONTROL SERVICE	\$16,057	\$20,031	\$17,911	\$19,718
533	35	TOWEL & UNIFORM SERVICE	\$2,852	\$7,325	\$6,825	\$7,325
533	36	WASTE DISPOSAL & RECYCLNG	\$52,611	\$55,374	\$72,189	\$58,374
533	40	AUTOMOBILE MAINTENANCE	\$113,759	\$195,575	\$164,790	\$196,912
533	42	EQUIPMENT MAINTENANCE	\$464,712	\$515,870	\$475,371	\$605,590
533	43	COURTHOUSE REPAIR-MAINT.	\$4,254	\$6,597	\$2,667	\$6,597
533	44	MAIN ST JAIL REPAIR-MAINT	\$20,657	\$28,189	\$33,517	\$28,189
533	45	BUILDING REPAIR-MAINT.	\$11,426	\$129,500	\$68,396	\$99,250
533	46	1905 E MAIN REPAIR-MAINT	\$24,280	\$10,718	\$15,618	\$10,718
533	47	JUV DET CTR REPAIR-MAINT	\$11,895	\$13,503	\$12,503	\$13,503
533	48	ROAD/BRIDGE MAINTENANCE	\$366,223	\$430,000	\$430,934	\$430,000
533	49	HEAVY EQUIP. MAINTENANCE	\$105,889	\$100,000	\$100,000	\$100,000
533	50	FACILITY/OFFICE RENTALS	\$382,265	\$524,955	\$635,984	\$591,375
533	51	EQUIPMENT RENTALS	\$83,548	\$354,084	\$352,705	\$391,420
533	52	OTHER SERVICE BY CONTRACT	\$49,341	\$91,900	\$54,785	\$75,494
533	58	EMPLOYEE PARKING	\$10,035	\$10,050	\$10,065	\$25,850
533	59	SEQUESTERED JURY EXPENSE	\$0	\$0	\$0	\$0
533	62	JUROR MEALS	\$5,119	\$6,900	\$6,990	\$6,990
533	63	JUROR FEES	\$113,558	\$133,000	\$150,864	\$157,000

Consolidated Budget

County Consolidated			2005	2006	2006	2007
			Actual	Original	Projected	Budgeted
533	64	ELECTION JUDGES & WORKERS	\$0	\$127,000	\$125,600	\$85,000
533	65	VOTER REGISTRATION EXP.	\$202	\$3,000	\$3,000	\$3,000
533	66	REGISTRARS-BIRTH & DEATH	\$4,991	\$5,000	\$5,180	\$5,000
533	68	WITNESS FEES	\$678	\$9,500	\$9,972	\$9,620
533	70	LEGAL NOTICES,ADVERTISING	\$140,842	\$163,524	\$163,978	\$151,249
533	71	BLUEPRINT,FILM PROCESSING	\$49,722	\$79,510	\$73,585	\$78,525
533	72	DEPARTMENT OPERAT EXP	\$18,624	\$15,880	\$24,750	\$20,280
533	73	EMPLOYEE/OFFC RELOCATION	\$1,509	\$12,850	\$3,192	\$5,350
533	74	JURORS' PARKING	\$15,870	\$18,000	\$24,100	\$38,000
533	75	COURT-ORDERED COSTS	\$0	\$75	\$75	\$75
533	79	PUBLIC SERVICE WORKER EXP	\$124	\$0	\$0	\$500
533	81	ABANDONED VEHICLE EXP.	\$0	\$1,000	\$1,000	\$1,000
533	83	CO. ENGINEERING FORCES	\$150,000	\$150,000	\$150,000	\$200,000
533	84	BUSINESS MEALS/EXPENSES	\$10,317	\$21,118	\$16,448	\$24,675
533	85	PHOTOCOPY SERVICES	\$260,750	\$313,125	\$283,552	\$319,516
533	86	NURS HOME BLDG REPAIR/MNT	\$37,169	\$26,062	\$28,565	\$29,420
533	87	INDIRECT COSTS	\$382,137	\$568,500	\$418,807	\$490,165
533	88	CONTRIB & GRANTS -CAP IMP	\$852,000	\$952,111	\$915,111	\$42,000
533	89	PUBLIC RELATIONS	\$3,167	\$9,950	\$6,488	\$13,192
533	90	CLOTHING ALLOWANCE	\$0	\$0	\$0	\$0
533	91	LAUNDRY & CLEANING	\$0	\$1,250	\$650	\$1,250
533	92	CONTRIBUTIONS & GRANTS	\$4,094,309	\$4,995,715	\$5,275,238	\$6,590,088
533	93	DUES AND LICENSES	\$97,861	\$139,067	\$131,115	\$153,627
533	94	INVESTIGATION EXPENSE	\$29,861	\$61,178	\$41,178	\$61,178
533	95	CONFERENCES & TRAINING	\$186,265	\$363,781	\$294,112	\$373,739
533	97	IMPOUNDMENTS	\$29,885	\$0	\$0	\$0
533	99	CONTINGENT EXPENSE	\$0	\$500	\$0	\$500
		SERVICES	\$17,789,468	\$19,439,129	\$20,420,838	\$20,232,546
534	1	DEMOLITION COSTS	\$0	\$0	\$0	\$0
534	2	REHABILITATION GRANTS	\$31,975	\$97,000	\$0	\$27,000
534	4	APPRAISALS	\$6,000	\$0	\$0	\$0
534	9	R.E. TAX / DRAINAGE ASMNT	\$1,274	\$2,000	\$33,165	\$34,000
534	11	FOOD SERVICE	\$507,599	\$534,538	\$461,300	\$554,538
534	13	OUTLOOK BLDG REPAIR-MAINT	\$0	\$0	\$0	\$0
534	14	LIVESTOCK CLAIMS	\$0	\$200	\$0	\$200
534	15	METCAD	\$207,932	\$225,889	\$225,889	\$234,924
534	16	GRANT MATCH	\$0	\$0	\$0	\$0
534	21	PROP CLEARANCE / CLEAN-UP	\$0	\$0	\$0	\$0
534	23	CLIENT RELOCATION	\$0	\$0	\$0	\$0
534	25	COURT FACILITY REPR-MAINT	\$33,155	\$16,119	\$28,324	\$16,119
534	26	BENNETT BLDG REPAIR-MAINT	\$0	\$0	\$0	\$0
534	27	ANIM SERV FACIL RPR-MAINT	\$0	\$5,000	\$4,399	\$5,000
534	29	CU URBAN AREA TRANS STUDY	\$19,558	\$20,000	\$18,698	\$25,000
534	31	ENERGY ASSISTANCE	\$0	\$0	\$0	\$0
534	32	TESTS- DRUG/ALCOHOL/BLOOD	\$0	\$300	\$300	\$300
534	33	ELEC SUP BLDG REPAIR-MNT	\$5,994	\$5,000	\$584	\$0
534	36	ELLIOTT BLDG REPAIR-MAINT	\$0	\$0	\$0	\$0
534	37	FINANCE CHARGES,BANK FEES	\$272	\$210	\$60	\$675
534	38	EMRGNCY SHELTER/UTILITIES	\$61,216	\$100,000	\$178,886	\$366,110

Consolidated Budget

County Consolidated			2005	2006	2006	2007
			Actual	Original	Projected	Budgeted
534	39	RPC SCHOLARSHIPS & AWARDS	\$3,750	\$6,500	\$3,500	\$5,500
534	40	CABLE TV EXPENSE	\$2,278	\$2,895	\$2,367	\$10,768
534	41	RETURN UNUSED GRANT	\$21,178	\$4,200	\$45,763	\$1,100
534	42	TRANSPORT DISABLED PERSNS	\$0	\$750	\$0	\$500
534	43	DISABILITY THERAPY,CONSLT	\$0	\$3,750	\$2,000	\$3,250
534	46	SEWER SERVICE & TAX	\$80,430	\$88,976	\$90,120	\$84,312
534	48	RPC POL TRN STAFF MILEAGE	\$1,918	\$3,500	\$4,252	\$4,000
534	49	RPC POL TRN STAFF TRAVEL	\$2,190	\$6,000	\$5,345	\$6,500
534	50	RPC POL TRN STAFF PERDIEM	\$460	\$2,700	\$1,401	\$2,700
534	51	RPC POL TRN INSTRCTR TRAV	\$14,522	\$14,000	\$35,002	\$23,000
534	52	RPC POL TRN INSTRCTR CONT	\$141,875	\$150,000	\$185,301	\$190,000
534	53	RPC POL TRN INSTRCTR DEV	\$0	\$2,500	\$1,750	\$3,000
534	54	RPC POL TRN CATERING	\$5,118	\$7,500	\$8,223	\$8,500
534	55	RPC POL TRN FACILITY RENT	\$2,411	\$6,500	\$7,951	\$9,000
534	56	RPC POL TRN RENTAL AIDS	\$560	\$2,000	\$2,160	\$2,000
534	57	RPC POL TRN REPRODUCTION	\$1,671	\$5,000	\$5,299	\$5,250
534	58	LANDSCAPING SERVICE/MAINT	\$7,282	\$17,000	\$19,574	\$8,750
534	59	JANITORIAL SERVICES	\$143,046	\$101,250	\$83,334	\$121,500
534	61	IPA LICENSING FEE	\$114,428	\$114,428	\$114,428	\$133,043
534	62	ELECTION MILEAGE,PHONE RM	\$2,659	\$4,200	\$5,600	\$4,000
534	63	INDIGENT BURIAL	\$0	\$500	\$750	\$750
534	64	ELECTION SERVICES	\$46,451	\$57,200	\$57,200	\$35,000
534	65	CONTRACT NURSING SERVICE	\$244,238	\$54,191	\$576,779	\$608,397
534	66	ASSESSMT NUMBERING SYSTEM	\$0	\$0	\$0	\$0
534	67	HWY OUTBLDGS REPAIR-MAINT	\$1,423	\$4,000	\$4,000	\$17,000
534	68	POLICY COUNCIL ACTIVITIES	\$2,432	\$5,000	\$4,536	\$7,000
534	69	PARENT ACTIVITIES/TRAVEL	\$7,833	\$18,250	\$15,011	\$19,400
534	70	BROOKNS BLDG REPAIR-MAINT	\$27,262	\$37,260	\$24,400	\$37,260
534	71	COOPERATIVE EXTENSION SRV	\$367,142	\$379,181	\$0	\$402,761
534	72	SATELLITE JAIL REPAIR-MNT	\$29,152	\$29,087	\$25,587	\$29,087
534	73	C-U PUBLIC HEALTH DISTRCT	\$389,677	\$432,062	\$432,904	\$463,208
534	74	CONTRACT ATTORNEYS	\$150,000	\$132,720	\$132,720	\$132,720
534	75	FINES AND PENALTIES	\$2,730	\$0	\$5,850	\$13,350
534	76	PARKING LOT/SIDEWLK MAINT	\$10,791	\$16,500	\$6,000	\$17,500
534	77	1601 E MAIN REPAIR/MAINT	\$2,984	\$2,500	\$2,500	\$2,500
534	78	REMIT DEATH CERT SURCHARG	\$2,280	\$4,000	\$2,400	\$4,000
534	79	HOME NURSING/CHILD DENTAL	\$77,526	\$0	\$40,500	\$40,500
534	80	AUTO DAMAGE/LIAB CLAIMS	\$33,856	\$34,000	\$68,750	\$75,000
534	81	GENERAL LIABILITY CLAIMS	\$3,720	\$81,684	\$223,750	\$75,000
534	82	CHILD DENTAL ACCESS PROG	\$105,168	\$105,168	\$105,000	\$105,000
534	83	MEDICARE MEDICAL SERVICES	\$13,174	\$10,000	\$12,786	\$19,452
534	84	400 N BROADWAY REPAIR-MNT	\$792	\$1,000	\$1,000	\$1,000
534	85	RENTAL HSG FEE REMITTANCE	\$100,737	\$360,000	\$270,000	\$315,000
534	86	URBANA ANIM IMPOUND FEES	\$1,028	\$3,000	\$2,500	\$3,750
534	87	CHAMPGN ANIM IMPOUND FEES	\$2,939	\$6,000	\$10,000	\$11,000
534	88	ANIM PENALTIES-VILLAGES	\$0	\$0	\$0	\$0
534	89	MAHOMET ANIM IMPOUND FEES	\$0	\$1,200	\$200	\$800
534	90	VILLAGES ANIM IMPOUND FEE	\$0	\$2,000	\$200	\$2,000
534	91	ST JOSPH ANIM IMPOUND FEE	\$0	\$0	\$200	\$800
534	92	SAVOY ANIM IMPOUND FEES	\$0	\$0	\$0	\$800

Consolidated Budget

County Consolidated			2005	2006	2006	2007
			Actual	Original	Projected	Budgeted
534	93	TOLONO ANIM IMPOUND FEES	\$0	\$0	\$50	\$800
		SERVICES	\$3,044,086	\$3,326,408	\$3,600,548	\$4,331,374
544	2	RIGHT OF WAY	\$150,192	\$150,000	\$151,545	\$650,000
544	4	LAND & BUILDINGS	\$0	\$0	\$0	\$0
544	10	BRIDGES & CULVERTS	\$391,391	\$721,100	\$627,000	\$906,000
544	11	ROAD IMPROVEMENTS	\$5,493,807	\$1,470,000	\$1,873,969	\$1,400,000
544	14	ANIM SERV BLDG CONST/IMPR	\$120,418	\$0	\$0	\$0
544	15	CRTHOUSE CLOCK/BELL TOWER	\$9,841	\$0	\$440	\$400,000
544	16	COURTS FACILITY CONST/IMP	\$14,418	\$0	\$24,600	\$1,200,000
544	17	SATELLITE JAIL CONST/IMPR	\$23,000	\$0	\$0	\$10,000
544	18	BROOKNS BLDG CONST/IMPROV	\$0	\$49,000	\$89,000	\$80,000
544	19	CORR CENTER CONST/IMPROVE	\$0	\$0	\$0	\$0
544	20	COURTHOUSE CONST/IMPROVE	\$58,121	\$1,486,336	\$0	\$0
544	22	BUILDING IMPROVEMENTS	\$0	\$0	\$0	\$0
544	23	JUV DET CTR CONST/IMPROVE	\$0	\$0	\$0	\$0
544	24	CRTHS ANNEX CONST/IMPROVE	\$0	\$0	\$0	\$0
544	25	1905 E MAIN CONST/IMPROVE	\$18,840	\$2,000	\$14,500	\$0
544	26	HWY FACILITY CONST/IMPROV	\$0	\$0	\$150	\$6,352,321
544	27	1303 CUNNINGHM CONST/IMPR	\$0	\$0	\$0	\$0
544	28	ADA REQRD BLDG IMPROVMNTS	\$0	\$0	\$0	\$0
544	29	NUR HM BLDG CONST/IMPROVE	\$10,761,804	\$2,073,778	\$4,896,118	\$671,574
544	30	AUTOMOBILES, VEHICLES	\$363,681	\$549,000	\$335,000	\$228,400
544	31	RADIO EQUIPMENT	\$17,327	\$14,400	\$10,400	\$10,900
544	32	OTHER EQUIPMENT	\$107,509	\$10,000	\$27,100	\$10,000
544	33	FURNISHINGS, OFFICE EQUIP	\$1,175,331	\$878,592	\$681,462	\$852,591
544	34	MAINTENANCE EQUIPMENT	\$14,061	\$27,955	\$0	\$51,855
544	35	HEAVY EQUIPMENT	\$170,171	\$90,000	\$138,083	\$100,000
544	38	ELECTION/VOTER REG EQUIP	\$2,565	\$0	\$1,113,454	\$0
544	39	PHONE EQUIPMENT	\$0	\$0	\$0	\$0
544	40	LANDSCAPING, LAND IMPRVMTS	\$29,040	\$5,000	\$39,460	\$13,000
544	41	PARKING LOT/SIDEWLK CONST	\$36,482	\$0	\$175,967	\$0
544	42	MAINT GARAGE CONST/IMPROV	\$0	\$0	\$0	\$0
544	43	ELLIOTT BLDG CONST/IMPROV	\$0	\$0	\$0	\$0
544	44	1601 E MAIN CONST/IMPROVE	\$0	\$0	\$0	\$0
544	46	1701 MAIN OUTBLDGS CONST	\$0	\$0	\$0	\$0
544	73	MEDICAL/HEALTH EQUIPMENT	\$1,732	\$0	\$17,092	\$0
544	80	STORM DRAINAGE	\$0	\$0	\$125,000	\$0
544	85	POLICE EQUIPMENT	\$37,648	\$34,700	\$49,642	\$367,422
544	86	COURT SECURITY EQUIPMENT	\$0	\$0	\$0	\$0
544	87	POLICE DOGS/WORK ANIMALS	\$0	\$0	\$0	\$0
		CAPITAL OUTLAY	\$18,997,379	\$7,561,861	\$10,389,982	\$13,304,063
566	10	PLANT MAINTENANCE	\$0	\$0	\$0	\$0
566	11	CARPENTRY	\$0	\$0	\$0	\$0
566	12	PLUMBING	\$0	\$0	\$0	\$0
566	13	PAINTING	\$0	\$0	\$0	\$0
566	14	ELEC. & REFRIGERATION	\$0	\$0	\$0	\$0
566	15	AUTOMOTIVE SERVICES	\$0	\$0	\$0	\$0
566	20	PLANT OPERATION	\$0	\$0	\$0	\$0

Consolidated Budget

County Consolidated			2005	2006	2006	2007
			Actual	Original	Projected	Budgeted
566	21	GROUNDS	\$0	\$0	\$0	\$0
566	22	BOILER AND POWER PLANT	\$0	\$0	\$0	\$0
566	23	ELEVATOR OPERATION	\$0	\$0	\$0	\$0
		OPERATION & MAINTENANCE	\$0	\$0	\$0	\$0
567	1	DEPRECIATION EXPENSE	\$0	\$0	\$0	\$0
567	2	BAD DEBT EXPENSE	\$56,251	\$90,000	\$11,770	\$71,000
		NON-CASH EXPENSES	\$56,251	\$90,000	\$11,770	\$71,000
571	12	TO AIRPORT FUND 102	\$0	\$0	\$0	\$0
571	14	TO CAPITAL IMPRV FUND 105	\$532,635	\$518,491	\$518,491	\$483,176
571	15	TO YTH DET CONST FUND 302	\$0	\$0	\$0	\$0
571	16	TO COURT COMPLEX CNST 303	\$0	\$0	\$0	\$0
571	18	TO SOCIAL SECURITY FND188	\$0	\$0	\$0	\$0
571	20	TO HEALTH INSUR FUND 620	\$9,732	\$0	\$11,500	\$14,400
571	21	TO PROBATION SERV FND 618	\$0	\$0	\$659,845	\$0
571	22	TO SHF DRUG FORF FUND 612	\$0	\$0	\$0	\$0
571	23	TO DOM VIOL-PROS FUND 673	\$0	\$0	\$0	\$0
571	24	TO DOM VIOL-PROB FUND 674	\$0	\$0	\$0	\$0
571	25	TO VCTM ADVOC GRNT FND675	\$4,170	\$6,400	\$5,167	\$7,200
571	26	TO FINGERPRNT SYS FND 626	\$0	\$0	\$0	\$0
571	27	TO PUB SFTY SALES TX FUND	\$0	\$0	\$78,000	\$93,600
571	28	TO ACCEL DISPOS GRANT 678	\$0	\$0	\$0	\$0
571	29	TO JUV INF SYSTM FUND 681	\$1,800	\$10,000	\$8,000	\$4,000
571	30	TO COURT AUTOMTN FUND 613	\$0	\$64,379	\$0	\$0
571	52	TO JUV OFNDR EQP FUND 682	\$850	\$0	\$0	\$0
571	53	TO GUN VIOL PROS FUND 683	\$0	\$0	\$0	\$0
571	54	TO DEFENSE SERV GRANT 684	\$28,400	\$13,273	\$13,273	\$0
571	55	TO VCTM ADVOC GRNT FND675	\$0	\$0	\$0	\$0
571	57	TO DELINQ PRV BD FUND 677	\$0	\$0	\$0	\$0
571	58	TO HWY FACIL CONST FND304	\$0	\$5,600,000	\$6,100,000	\$400,000
571	70	TO NURS HM CONST FUND 070	\$0	\$0	\$344,957	\$0
571	74	TO JAIL BOND REPAYMENT	\$1,031,600	\$1,022,675	\$1,022,675	\$1,112,213
571	75	TO REG PLAN COMM FUND 075	\$172,847	\$276,000	\$172,050	\$237,000
571	76	TO TORT IMMUNITY FUND 076	\$0	\$0	\$758,957	\$0
571	79	TO ADM BLDG CONST FND 301	\$0	\$0	\$0	\$0
571	80	TO GENERAL CORP FUND 080	\$743,054	\$928,023	\$920,427	\$1,267,102
571	81	TO NURSING HOME FUND 081	\$25,786	\$24,000	\$1,229,782	\$327,812
571	83	TO COUNTY HIGHWAY FND 083	\$198,840	\$0	\$0	\$0
571	86	TO LIVSCAN GRANT FND 686	\$4,264	\$0	\$0	\$0
571	88	TO IMRF FUND 088	\$0	\$0	\$0	\$0
571	89	TO PUBLIC HEALTH FUND 089	\$145,500	\$145,500	\$145,500	\$145,500
571	92	TO LAW LIBRARY FUND 092	\$0	\$0	\$0	\$0
		TRANSFERS TO OTHER FUNDS	\$2,899,478	\$8,608,741	\$11,988,624	\$4,092,003
573	11	HOUSING ADVOCACY MATCH	\$12,908	\$17,750	\$11,802	\$15,000
573	12	GREENWAYS MATCH	\$0	\$3,000	\$750	\$3,000
573	13	SENIOR SERVICES MATCH	\$93,463	\$52,000	\$63,523	\$97,500
573	14	ECON DEV PLAN 899 MATCH	\$0	\$0	\$0	\$0
573	15	POLICE TRAINING MATCH	\$0	\$1,000	\$0	\$0

Consolidated Budget

County Consolidated			2005 Actual	2006 Original	2006 Projected	2007 Budgeted
573	16	IL JOB ADVANTG 602 MATCH	\$0	\$0	\$0	\$0
573	17	ISSA 827/828 MATCH	\$9,770	\$10,000	\$3,000	\$12,500
573	18	TO GIS DEPTS 622/623	\$0	\$0	\$0	\$0
573	19	TO LOC TECH SERV DEPT 762	\$0	\$0	\$0	\$0
573	21	SNR/DISAB TRANS 658 MATCH	\$3,701	\$0	\$0	\$0
573	22	ROUTE 130 STUDY 655 MATCH	\$0	\$0	\$0	\$0
573	23	SAVOY CORRIDOR 654 MATCH	\$0	\$0	\$0	\$0
573	24	COURT DIVRSN 641/656 MTCH	\$35,960	\$32,500	\$19,938	\$55,000
573	25	FAMILY DAYCARE 895 MATCH	\$27,727	\$20,000	\$17,000	\$30,000
573	26	PROJECT 18 633/667 MATCH	\$2,414	\$2,000	\$0	\$0
573	27	HOMLSS PREVNT 634/640 MCH	\$2,874	\$6,500	\$5,000	\$9,000
573	28	FAM/COM DEV 616/666 MATCH	\$2,815	\$2,500	\$0	\$0
573	29	VISIONING PROJ 670 MATCH	\$30,000	\$30,000	\$10,000	\$30,000
573	30	TRANSPORTATION GRNT MATCH	\$66,105	\$75,000	\$312,496	\$75,000
573	31	WORKFRCE DEV 659/669 MTCH	\$0	\$0	\$261	\$0
573	40	FULL DAY HEAD START REIMB	\$0	\$0	\$0	\$0
		INTERDEPARTMENT TRANSFRS	\$287,737	\$252,250	\$443,770	\$327,000
581	1	GEN OBLIG BOND PRINCIPAL	\$1,949,963	\$2,552,279	\$2,552,278	\$2,341,988
581	3	CAPITAL LEASE PRINC PMTS	\$137,876	\$158,128	\$229,763	\$106,093
581	5	INTGOVTL LOAN PRINC PMTS	\$52,500	\$52,500	\$52,500	\$52,500
581	6	DEBT CERTFCATE PRINC PMTS	\$0	\$18,266	\$0	\$0
		DEBT PRINCIPAL REPAYMENTS	\$2,140,339	\$2,781,173	\$2,834,541	\$2,500,581
582	2	INT & FEES-GEN OBLIG BONDS	\$1,876,383	\$2,243,321	\$2,243,806	\$2,339,070
582	3	INTEREST ON CAPITAL LEASE	\$4,947	\$4,537	\$13,299	\$4,246
582	4	INTEREST ON INTRFUND LOAN	\$0	\$0	\$0	\$0
582	6	INTEREST ON DEBT CERTIFCT	\$0	\$11,135	\$0	\$0
		DEBT INTEREST PAYMENTS	\$1,881,330	\$2,258,993	\$2,257,105	\$2,343,316
583	1	GEN OBLIG BOND REFUNDED	\$26,882,845	\$0	\$0	\$0
		OTH FIN USE-DEBT REFUNDNG	\$26,882,845	\$0	\$0	\$0
		EXPENDITURE TOTALS	\$122,979,827	\$100,114,984	\$108,598,432	\$105,741,155

SUMMARY OF BALANCES, REVENUES & EXPENDITURES BY FUND

Fund	FY2005 Actual	FY2006 Budget	FY2006 Estimate	FY2007 Budget
General Corporate Fund - 080				
Beginning Balance				
	\$3,560,220	\$4,513,457	\$4,513,457	\$3,446,747
Revenues	\$27,797,468	\$28,253,283	\$29,196,000	\$29,893,943
Expenditures	\$26,844,231	\$28,473,601	\$30,262,710	\$29,922,215
Ending Balance	\$4,513,457	\$4,293,139	\$3,446,747	\$3,418,475
<u>SPECIAL REVENUE FUNDS - MAJOR FUNDS</u>				
Mental Health Fund - 090				
Beginning Balance				
	\$1,380,025	\$1,308,998	\$1,308,998	\$1,251,515
Revenues	\$2,736,661	\$2,901,069	\$2,965,036	\$3,310,425
Expenditures	\$2,807,688	\$2,901,069	\$3,022,519	\$3,310,425
Ending Balance	\$1,308,998	\$1,308,998	\$1,251,515	\$1,251,515
Developmental Disability Fund - 108				
Beginning Balance				
	\$0	\$852,301	\$852,301	\$561,958
Revenues	\$2,623,032	\$2,780,491	\$2,790,991	\$3,015,188
Expenditures	\$1,770,731	\$2,780,491	\$3,081,334	\$3,015,188
Ending Balance	\$852,301	\$852,301	\$561,958	\$561,958
County Motor Fuel Tax Fund - 085				
Beginning Balance				
	\$11,857,714	\$10,281,477	\$10,281,477	\$4,733,974
Revenues	\$3,584,927	\$4,876,052	\$2,520,020	\$4,601,391
Expenditures	\$5,161,164	\$8,068,825	\$8,067,523	\$3,577,761
Ending Balance	\$10,281,477	\$7,088,704	\$4,733,974	\$5,757,604
<u>SPECIAL REVENUE FUNDS - NON-MAJOR FUNDS</u>				
Regional Planning Commission Fund - 075				
Beginning Balance				
	\$322,101	\$2,966	\$2,966	-\$131,285
Revenues	\$2,863,916	\$4,876,052	\$3,897,107	\$4,650,228
Expenditures	\$3,183,051	\$5,683,282	\$4,031,358	\$5,477,423
Ending Balance	\$2,966	-\$804,264	-\$131,285	-\$958,480
Tort Immunity Fund - 076				
Beginning Balance				
	\$68,009	-\$211,013	-\$211,013	\$223,414
Revenues	\$536,326	\$569,631	\$568,517	\$870,000
Expenditures	\$815,348	\$803,500	\$893,047	\$870,000

SUMMARY OF BALANCES, REVENUES & EXPENDITURES BY FUND

Fund	FY2005 Actual	FY2006 Budget	FY2006 Estimate	FY2007 Budget
Transfers	\$0	\$0	\$758,957	\$0
Ending Balance	-\$211,013	-\$444,882	\$223,414	\$223,414
County Highway Fund - 083				
Beginning Balance	\$1,929,684	\$720,664	\$720,664	\$172,897
Revenues	\$1,805,843	\$2,350,175	\$2,434,501	\$2,500,876
Expenditures	\$3,014,863	\$2,571,250	\$2,982,268	\$2,413,371
Ending Balance	\$720,664	\$499,589	\$172,897	\$260,402
County Bridge Fund - 084				
Beginning Balance	\$1,461,988	\$1,805,080	\$1,805,080	\$1,878,752
Revenues	\$808,458	\$797,442	\$875,017	\$882,372
Expenditures	\$465,366	\$80,910	\$801,345	\$1,073,000
Ending Balance	\$1,805,080	\$2,521,612	\$1,878,752	\$1,688,124
Illinois Municipal Retirement Fund - 088				
Beginning Balance	\$1,008,705	\$1,040,772	\$1,040,772	\$1,083,824
Revenues	\$1,977,386	\$3,550,500	\$6,005,500	\$3,873,075
Expenditures	\$1,945,319	\$3,550,500	\$5,962,448	\$3,600,047
Ending Balance	\$1,040,772	\$1,040,772	\$1,083,824	\$1,356,852
County Public Health Fund - 089				
Beginning Balance	\$448,241	\$487,896	\$487,896	\$464,996
Revenues	\$1,088,025	\$1,284,198	\$1,315,632	\$1,376,107
Expenditures	\$1,048,370	\$1,336,282	\$1,338,532	\$1,388,737
Ending Balance	\$487,896	\$435,812	\$464,996	\$452,366
Animal Control Fund - 091				
Beginning Balance	\$58,846	\$56,131	\$56,131	\$33,114
Revenues	\$325,804	\$484,381	\$438,321	\$468,081
Expenditures	\$328,519	\$512,654	\$461,338	\$516,863
Ending Balance	\$56,131	\$27,858	\$33,114	-\$15,668

SUMMARY OF BALANCES, REVENUES & EXPENDITURES BY FUND

Fund	FY2005 Actual	FY2006 Budget	FY2006 Estimate	FY2007 Budget
Law Library Fund - 092				
Beginning Balance				
Balance	\$45,017	\$85,757	\$85,757	\$101,900
Revenues	\$72,402	\$66,225	\$69,000	\$68,500
Expenditures	\$31,662	\$66,518	\$52,857	\$62,987
Ending Balance	\$85,757	\$85,464	\$101,900	\$107,413
Highway Federal Aid Match Fund - 103				
Beginning Balance				
Balance	\$367,958	\$378,104	\$378,104	\$18,595
Revenues	\$22,887	\$15,491	\$15,491	\$5,967
Expenditures	\$12,741	\$375,000	\$375,000	\$0
Ending Balance	\$378,104	\$18,595	\$18,595	\$24,562
Head Start Fund - 104				
Beginning Balance				
Balance	\$373,411	\$389,813	\$389,813	\$867,442
Revenues	\$4,223,881	\$7,005,800	\$3,434,576	\$7,452,550
Expenditures	\$4,207,479	\$6,557,960	\$2,956,947	\$7,119,368
Ending Balance	\$389,813	\$837,653	\$867,442	\$1,200,624
Capital Equipment Replacement Fund - 105				
Beginning Balance				
Balance	\$911,653	\$888,686	\$888,686	\$1,019,973
Revenues	\$549,452	\$518,491	\$549,369	\$489,176
Expenditures	\$572,419	\$672,805	\$418,082	\$871,529
Ending Balance	\$888,686	\$734,372	\$1,019,973	\$637,620
Public Safety Sales Tax Fund - 106				
Beginning Balance				
Balance	\$4,852,054	\$5,170,868	\$5,170,868	\$5,216,684
Revenues	\$4,157,908	\$4,260,167	\$4,440,596	\$4,617,767
Expenditures	\$3,839,094	\$4,668,375	\$4,394,780	\$4,472,755
Ending Balance	\$5,170,868	\$4,762,660	\$5,216,684	\$5,361,696
Geographic Information System Fund - 107				
Beginning Balance				
Balance	\$452,851	\$499,258	\$499,258	\$532,936
Revenues	\$360,418	\$338,000	\$346,858	\$347,500
Expenditures	\$314,011	\$297,644	\$313,180	\$329,645
Ending Balance	\$499,258	\$539,614	\$532,936	\$550,791

SUMMARY OF BALANCES, REVENUES & EXPENDITURES BY FUND

Fund	FY2005 Actual	FY2006 Budget	FY2006 Estimate	FY2007 Budget
Social Security Fund - 188				
Beginning Balance	\$614,526	\$603,821	\$603,821	\$598,703
Revenues	\$1,281,086	\$2,350,000	\$2,255,841	\$2,492,379
Expenditures	\$1,291,791	\$1,850,000	\$2,260,959	\$2,473,179
Ending Balance	\$603,821	\$1,103,821	\$598,703	\$617,903
Working Cash Fund - 610				
Beginning Balance	\$377,714	\$379,943	\$379,943	\$379,943
Revenues	\$10,018	\$8,000	\$12,000	\$12,000
Expenditures	\$7,789	\$8,000	\$12,000	\$12,000
Ending Balance	\$379,943	\$379,943	\$379,943	\$379,943
County Clerk Death Certificate Surcharge Fund - 611				
Beginning Balance	\$168	\$112	\$112	\$112
Revenues	\$2,224	\$8,000	\$12,000	\$12,000
Expenditures	\$2,280	\$8,000	\$12,000	\$12,000
Ending Balance	\$112	\$112	\$112	\$112
Sheriff Drug Forfeitures - 612				
Beginning Balance	\$28,211	\$21,938	\$21,938	\$36,605
Revenues	\$7,670	\$15,450	\$31,119	\$15,450
Expenditures	\$13,943	\$35,000	\$16,452	\$37,500
Ending Balance	\$21,938	\$2,388	\$36,605	\$14,555
Court Automation Fund - 613				
Beginning Balance	\$266,595	\$299,762	\$299,762	\$312,051
Revenues	\$163,441	\$220,379	\$234,379	\$169,500
Expenditures	\$130,274	\$175,390	\$222,090	\$371,513
Ending Balance	\$299,762	\$344,751	\$312,051	\$110,038
Recorder's Automation Fund - 614				
Beginning Balance	\$510,700	\$568,479	\$568,479	\$527,981
Revenues	\$218,053	\$163,500	\$145,000	\$158,000
Expenditures	\$160,274	\$273,588	\$185,498	\$234,551
Ending Balance	\$568,479	\$458,391	\$527,981	\$451,430

SUMMARY OF BALANCES, REVENUES & EXPENDITURES BY FUND

Fund	FY2005 Actual	FY2006 Budget	FY2006 Estimate	FY2007 Budget
Child Support Service Fund - 617				
Beginning Balance				
	\$330,805	\$367,457	\$367,457	\$395,153
Revenues	\$73,532	\$70,000	\$72,000	\$69,000
Expenditures	\$36,880	\$82,581	\$44,304	\$83,590
Ending Balance	\$367,457	\$354,876	\$395,153	\$380,563
Probation Services Fund - 618				
Beginning Balance				
	\$593,670	\$690,952	\$690,952	\$687,452
Revenues	\$261,605	\$238,000	\$258,000	\$260,000
Expenditures	\$164,323	\$441,202	\$261,500	\$363,700
Ending Balance	\$690,952	\$487,750	\$687,452	\$583,752
Tax Sale Automation Fund - 619				
Beginning Balance				
	\$47,420	\$45,149	\$45,149	\$49,927
Revenues	\$33,407	\$25,850	\$24,000	\$22,300
Expenditures	\$35,678	\$27,827	\$19,222	\$24,721
Ending Balance	\$45,149	\$43,172	\$49,927	\$47,506
State's Attorney Drug Forfeitures Fund - 621				
Beginning Balance				
	\$483	\$2,039	\$2,039	\$2,039
Revenues	\$12,661	\$12,000	\$24,000	\$20,000
Expenditures	\$11,105	\$12,000	\$24,000	\$20,000
Ending Balance	\$2,039	\$2,039	\$2,039	\$2,039
Property Tax Interest Fee Fund - 627				
Beginning Balance				
	\$70,327	\$112,218	\$112,218	\$113,418
Revenues	\$41,891	\$37,400	\$41,200	\$41,000
Expenditures	\$0	\$0	\$40,000	\$40,000
Ending Balance	\$112,218	\$149,618	\$113,418	\$114,418
Election Assistance/Accessibility Grant Fund - 628				
Beginning Balance				
	\$58,961	\$47,288	\$47,288	\$25,242
Revenues	\$1,540	\$0	\$1,245,945	\$0
Expenditures	\$13,213	\$50,000	\$1,267,991	\$10,000
Ending Balance	\$47,288	-\$2,712	\$25,242	\$15,242

SUMMARY OF BALANCES, REVENUES & EXPENDITURES BY FUND

Fund	FY2005 Actual	FY2006 Budget	FY2006 Estimate	FY2007 Budget
Courthouse Museum Fund - 629				
Beginning Balance	\$0	\$15,030	\$15,030	\$1,030
Revenues	\$15,030	\$0	\$16,000	\$1,500
Expenditures	\$0	\$0	\$30,000	\$0,000
Ending Balance	\$15,030	\$15,030	\$1,030	\$2,530
Jail Commissary Fund - 658				
Beginning Balance	\$203,295	\$226,378	\$226,378	\$233,428
Revenues	\$106,784	\$106,300	\$90,000	\$90,000
Expenditures	\$83,701	\$90,030	\$82,950	\$74,880
Ending Balance	\$226,378	\$242,648	\$233,428	\$248,548
Interagency Task Force Fund - 665				
Beginning Balance	\$18,552	\$19,105	\$19,105	\$0
Revenues	\$553	\$250	\$652	\$0
Expenditures	\$0	\$0	\$19,757	\$0
Ending Balance	\$19,105	\$19,355	\$0	\$0
County Clerk Automation Fund - 670				
Beginning Balance	\$100,854	\$89,944	\$89,944	\$75,971
Revenues	\$30,939	\$31,800	\$30,000	\$33,000
Expenditures	\$41,849	\$68,473	\$43,973	\$72,405
Ending Balance	\$89,944	\$53,271	\$75,971	\$36,566
Court Document Storage Fund - 671				
Beginning Balance	\$564,076	\$644,083	\$644,083	\$625,869
Revenues	\$172,441	\$166,000	\$182,000	\$178,000
Expenditures	\$92,434	\$213,260	\$200,214	\$245,792
Ending Balance	\$644,083	\$596,823	\$625,869	\$558,077
Court Services Drug Forfeitures Fund - 672				
Beginning Balance	\$1,726	\$1,771	\$1,771	\$2,321
Revenues	\$45	\$535	\$550	\$550
Expenditures	\$0	\$1,700	\$0	\$2,400
Ending Balance	\$1,771	\$606	\$2,321	\$471

SUMMARY OF BALANCES, REVENUES & EXPENDITURES BY FUND

Fund	FY2005 Actual	FY2006 Budget	FY2006 Estimate	FY2007 Budget
Domestic Violence Prosecution Grant Fund - 673				
Beginning Balance				
	\$6,553	\$11,582	\$11,582	\$5,773
Revenues	\$213,810	\$62,541	\$41,454	\$0
Expenditures	\$208,781	\$62,541	\$47,263	\$0
Ending Balance	\$11,582	\$11,582	\$5,773	\$5,773
Victim Advocacy Grant Fund - 675				
Beginning Balance				
	\$778	-\$7,496	-\$7,496	-\$7,838
Revenues	\$26,119	\$40,609	\$39,376	\$41,409
Expenditures	\$34,393	\$40,109	\$39,718	\$40,912
Ending Balance	-\$7,496	-\$6,996	-\$7,838	-\$7,341
Solid Waste Management Fund - 676				
Beginning Balance				
	\$100,052	\$72,446	\$72,446	\$72,258
Revenues	\$3,795	\$3,400	\$5,000	\$5,000
Expenditures	\$31,401	\$4,775	\$5,188	\$6,675
Ending Balance	\$72,446	\$71,071	\$72,258	\$70,583
Juvenile Intervention Services Fund - 677				
Beginning Balance				
	\$21,290	\$21,841	\$21,841	\$2,291
Revenues	\$551	\$350	\$450	\$0
Expenditures	\$0	\$20,000	\$20,000	\$0
Ending Balance	\$21,841	\$2,191	\$2,291	\$2,291
Child Advocacy Center Fund - 679				
Beginning Balance				
	\$29,791	\$14,288	\$14,288	\$10,630
Revenues	\$205,594	\$211,817	\$222,140	\$213,567
Expenditures	\$221,097	\$222,248	\$225,798	\$213,621
Ending Balance	\$14,288	\$3,857	\$10,630	\$10,576
Juvenile Information Sharing System Grant Fund - 681				
Beginning Balance				
	\$2,207	-\$6,111	-\$6,111	\$4,671
Revenues	\$53,567	\$26,027	\$27,970	\$14,094
Expenditures	\$61,885	\$26,027	\$17,188	\$14,069
Ending Balance	-\$6,111	-\$6,111	\$4,671	\$4,696

SUMMARY OF BALANCES, REVENUES & EXPENDITURES BY FUND

Fund	FY2005 Actual	FY2006 Budget	FY2006 Estimate	FY2007 Budget
Juvenile Accountability Grant - 682				
Beginning Balance	\$0	\$0	\$0	\$0
Revenues	\$10,103	\$0	\$0	\$0
Expenditures	\$10,103	\$0	\$0	\$0
Ending Balance	\$0	\$0	\$0	\$0
Defense Services Grant Fund - 684				
Beginning Balance	\$1,788	\$17,064	\$17,064	\$2,121
Revenues	\$50,707	\$43,144	\$18,657	\$0
Expenditures	\$35,431	\$43,910	\$33,600	\$0
Ending Balance	\$17,064	\$16,298	\$2,121	\$2,121
Sheriff Livescan Equipment Grant - 686				
Beginning Balance	\$0	\$17,085	\$17,085	\$931
Revenues	\$17,085	\$0	\$242	\$100
Expenditures	\$0	\$0	\$16,396	\$0
Ending Balance	\$17,085	\$17,085	\$931	\$1,031
<u>DEBT SERVICE FUNDS</u>				
1995 Jail Bond Debt Service Fund - 071				
Beginning Balance	\$5,664	\$4,979	\$4,979	\$10,344
Revenues	\$141	\$0	\$0	\$0
Expenditures	\$1,032,426	\$1,016,825	\$1,017,310	\$1,013,213
Transfers	\$1,031,600	\$1,022,675	\$1,022,675	\$1,112,213
Ending Balance	\$4,979	\$10,829	\$10,344	\$109,344
2003 Series Nursing Home Debt Service Fund - 074				
Beginning Balance	\$1,295,441	\$1,471,794	\$1,471,794	\$1,354,750
Revenues	\$1,633,882	\$1,597,547	\$1,597,547	\$1,596,672
Expenditures	\$1,457,529	\$1,714,591	\$1,714,591	\$1,588,109
Ending Balance	\$1,471,794	\$1,354,750	\$1,354,750	\$1,363,313

SUMMARY OF BALANCES, REVENUES & EXPENDITURES BY FUND

Fund	FY2005 Actual	FY2006 Budget	FY2006 Estimate	FY2007 Budget
<u>CAPITAL PROJECTS FUNDS</u>				
Nursing Home Construction Fund - 070				
Beginning Balance				
	\$15,556,204	\$3,359,074	\$3,359,074	\$660,999
Revenues	\$330,640	\$110,000	\$4,076,866	\$1,000
Expenditures	\$12,527,770	\$2,068,778	\$6,774,941	\$662,000
Ending Balance	\$3,359,074	\$1,400,296	\$660,999	-\$1
Administration Building Construction Fund - 301				
Beginning Balance				
	\$33,760	\$35,358	\$35,358	\$0
Revenues	\$1,598	\$0	\$2,000	\$0
Expenditures	\$0	\$0	\$37,358	\$0
Transfers	\$0	\$0	\$0	\$0
Ending Balance	\$35,358	\$35,358	\$0	\$0
Jail Construction Fund - 078				
Beginning Balance				
	\$26,818	\$28,088	\$28,088	\$29,888
Revenues	\$1,270	\$0	\$1,800	\$300
Expenditures	\$0	\$0	\$0	\$0
Transfers	\$0	\$0	\$0	-\$29,000
Ending Balance	\$28,088	\$28,088	\$29,888	\$1,188
Court Complex Construction Fund - 303				
Beginning Balance				
	\$1,679,683	\$1,483,744	\$1,483,744	\$1,521,812
Revenues	\$131,540	\$15,000	\$74,187	\$70,000
Expenditures	\$327,479	\$1,486,366	\$36,119	\$1,600,000
Transfers	\$0	\$0	\$0	\$0
Ending Balance	\$1,483,744	\$12,378	\$1,521,812	-\$8,188
Highway Facility Construction Fund - 304				
Beginning Balance				
	\$0	\$0	\$0	-\$17,454
Revenues	\$0	\$0	\$10,000	\$1,300,000
Expenditures	\$0	\$0	\$527,454	\$6,702,321
Transfers	\$0	\$0	\$500,000	\$5,500,000
Ending Balance	\$0	\$0	-\$17,454	\$80,225

SUMMARY OF BALANCES, REVENUES & EXPENDITURES BY FUND

PROPRIETARY/ENTERPRISE FUND

Nursing Home Fund - 081

Beginning Balance	\$1,406,664	\$370,824	\$370,824	-\$37,612
Revenues	\$10,361,409	\$11,177,231	\$11,885,916	\$12,690,814
Expenditures	\$11,520,833	\$11,426,989	\$11,968,263	\$12,690,814
Ending Balance	\$370,824	\$121,066	\$288,477	\$288,477

PROPRIETARY/INTERNAL SERVICE FUNDS

Self-Funded Insurance Fund - 476

Beginning Balance	\$865,135	\$860,333	\$860,333	-\$305,298
Revenues	\$1,105,314	\$1,471,352	\$1,531,352	\$1,472,982
Expenditures	\$1,319,332	\$1,294,839	\$1,737,047	\$1,428,500
Transfers	\$0	-\$28,378	-\$28,378	-\$29,200
Ending Balance	\$860,333	\$1,008,468	\$626,260	\$641,542

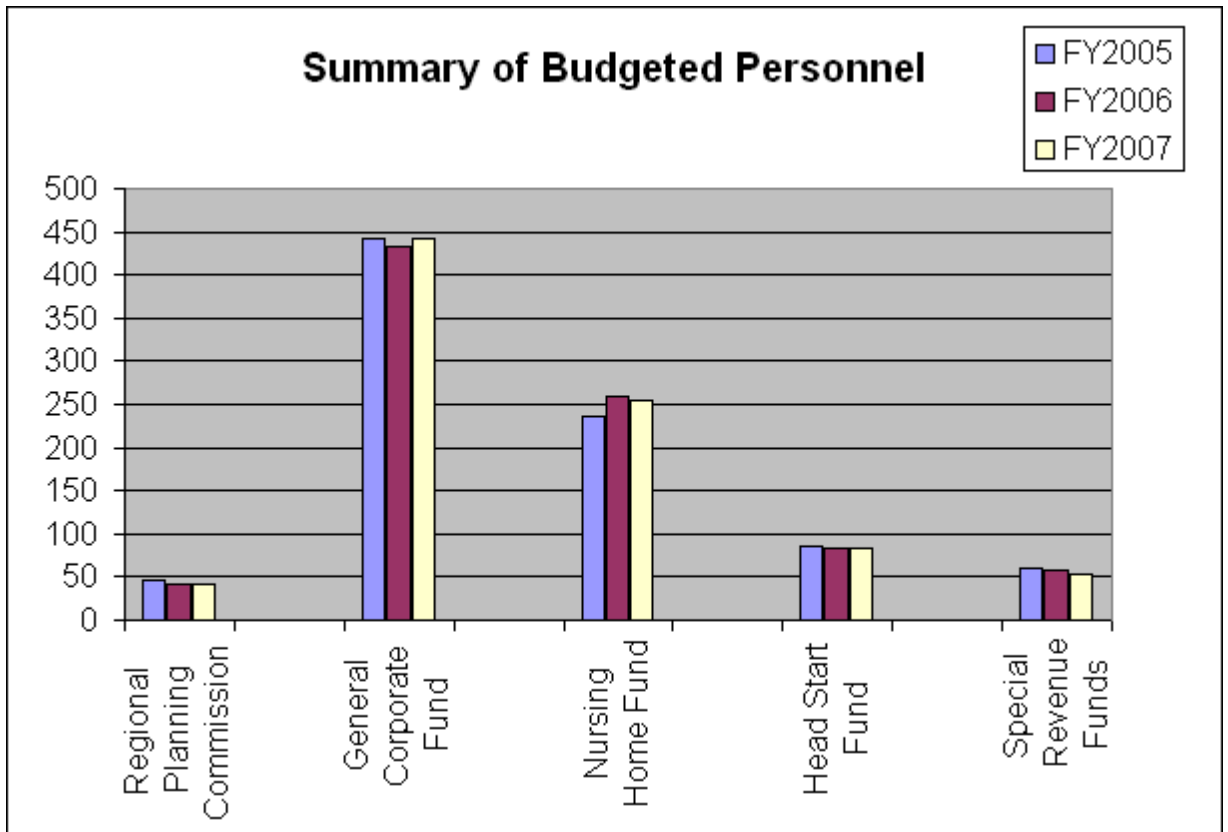
Health Insurance Fund - 620

Beginning Balance	\$86,285	\$92,365	\$92,365	\$94,365
Revenues	\$4,059,301	\$5,747,495	\$5,752,795	\$6,417,400
Expenditures	\$4,062,953	\$5,751,595	\$5,750,795	\$6,417,400
Transfers	\$9,732	\$0	\$0	\$0
Ending Balance	\$92,365	\$88,265	\$94,365	\$94,365

SUMMARY OF BUDGETED PERSONNEL

Fund #	Fund Title	FY2005	FY2006	FY2007
075	Regional Planning Commission	46	42	42
080	General Corporate Fund	441.3	433.8	442.8
081	Nursing Home Fund	236.5	260	254
083	County Highway Fund	23	23	23
085	County Motor Fuel Fund	1	1	1
090	Mental Health Fund	5	5	5
091	Animal Control Fund	7	9	9
092	Law Library Fund	1	1	0.5
104	Head Start Fund	85.4	83.4	83.4
613	Court Automation Fund	1	1	0
614	Recorder Automation Fund	2.5	2.5	2.5
617	Child Support Fund	1	1	1
670	County Clerk Automation Fund	0.5	0.5	0.5
671	Court Document Storage Fund	3	3	3
673	Domestic Violence Prosecution Grant Fund	4.5	1	0
675	Victim Advocacy Grant Fund	1	1	1
679	Children's Advocacy Center Fund	2	2	2
684	Defense Services Grant Fund	1	1	0
850	GIS Consortium Fund	6	5	5
TOTAL ALL FUNDS		868.7	876.2	875.7

SUMMARY OF BUDGETED PERSONNEL



Note: Special Revenue Funds include all major and non-major special revenue funds, with the exception of RPC and Head Start.